



Electrical Connectors & Accessories 2005

Temporary Catalog

 **THE
HOMAC
COMPANIES**

CONTENTS

[Click to jump to sections.](#)

Section

1. Compression Connectors

P 1- 40

Aluminum Straight Lugs
Aluminum Stacking Lugs
Meter Socket Lugs
Multi-Range Dieless Lugs & Pin Terminals
Aluminum Shrouded Lugs
Bi-Metallic Lugs
Aluminum Straight Splices
Aluminum Reducing Splices
Aluminum Tapered Splices
Aluminum Tees
Copper Straight Lugs
Copper Stacking Lugs
Copper Peep Hole Lugs
Copper Straight Splices
Copper Tapered Splices
Copper Tees
Copper Clamp Tee Connectors
Lug Hugger

2. In-Line Splices – Underground Distribution

P 41 - 60

Radiating Rib® Splices
Flood-Seal® Compression Splice Kits
Flood-Seal® Mechanical Splice Kits
Heat-Shrink Splice Kits
Barracuda™ Insulation Piercing Splices
Street & Highway Lighting Kits
Flood-Seal® Insulating Covers
Flood-Seal® Cable End Caps
Flood-Seal® Pipe & Conduit Seals

3. URD Multi-Port Bus Connectors & Covers

P 61 - 82

Sweetheart® Mechanical Connectors
Multi-Seal™ Multi-Port Connectors
Barracuda™ Insulation Piercing Connectors
Flood-Seal® Service Entrance Connectors
Flood-Seal® Terminal Kits
Flood-Seal® Accessories
Flood-Seal® Bus Connectors
Flood-Seal® Service Clusters

HOMAC NAED VENDOR # 785023 (this is the 6-digit number assigned to Homac).

The Trade Price Schedule also has a UPC # assigned to each product.



CONTENTS

[Click to jump to sections.](#)

Section

4. Above-Ground Pedestal Connectors

P 83 - 96

EZ Keeper® Connectors
Set Screw Bar Connectors
ZeeBar® Connectors
Encapsulated Multi-Tap Cable Blocks
Encapsulated Splices/Reducers
Pedestal Hub Connectors
Insulating Covers

5. Pad Mount Transformer Connectors

P 97 - 138

EZ Mount® In-Line Bars & ZeeBars®
Quick Disconnect Connectors
Screw-On Connectors
Transformer Stud Adapters
EZ Keeper® Spade Connectors
ZeeBar® Spade Connectors
Flood-Seal® Spade Connectors
Spade Hub Connectors
Spade Adapters
Clamp-On Style Transformer & Network Protection Connectors
Insulating Boots
Equipment Locks

6. Overhead Connectors & Covers

P 139 - 164

Insulated & Uninsulated Service Entrance Splices
Insulation Piercing Splice & Tap Connectors
H-Type Compression Connectors & Covers
Anti-Rotational Hot Line Stirrups
Aluminum & Copper Semi Tension Splices
Aluminum & Copper Semi Tension Loop Splices
Aluminum & Copper Full Tension Splices
Multi-Range Dieless Splices
Insulated & Uninsulated Pin Terminals
Eyebolt Adapters
Full Tension Transmission Splices & Dead-Ends

7. Overhead Wedge Connectors

P 165 - 170

PowerTap® Wedges
PowerTap® Stirrups
PowerTap® Terminal Lugs
BolTap® Wedges
BolTap® Stirrups



CONTENTS

[Click to jump to sections.](#)

Section

8. Tools P 171 - 180

PowerTap® Fire-On Tools & Accessories
Mechanical Crimping Tools
Cable Slicers Battery Powered Crimping Tools
Hydraulic Tools & Pumps

9. Aluminum Mechanical Connectors P 181 - 189

Lay-In Type Lugs
One Barrel Lugs
Two Barrel Lugs
Three Barrel Lugs
Four Barrel Lugs
Panel Board Lugs
Lugs with Locking Feature
Neutral Bar Assemblies
Mechanical Splices/Reducers
NEMA Lug Tee Taps

10. Copper Mechanical Connectors P 191 - 197

One Barrel Lugs, Straight Tang
Two Barrel Lugs, Straight Tang
One Barrel Lugs, Offset Tang
Two Barrel Lugs, Offset Tang
Mechanical Splices
NEMA Lug Tee Taps

11. Oxide Inhibitor, Silicone Grease & Wildlife Protectors P 199 - 202

12. Grounding Products P 203 - 212

C-Taps
Split Bolts
Two Bolt Connectors
Ground Clamps
Ground Rod Couplings
Ground Girdle System
Pole Butt Grounding Plate
Cast Bronze Ground Connectors
Flexible Braid Jumpers

Terms & Conditions of Sale P 213 - 214



ALPHA-NUMERIC INDEX

Click to jump to page.

| Catalog Number | Catalog Number | Catalog Number | Catalog Number |
|-----------------------|----------------------|-----------------------|------------------------|
| 866 p.151 | 15-CAD p.178 | AL-RTN p.15 | CBA p.195 |
| 867 p.151 | 15-CAO p.178 | AL-TN p.3, 18 | CBB p.113 |
| 869 p.151 | 15-CAP p.178 | A-N p.184 | CBS p.196 |
| 872 p.151 | 15-CA-R p.178 | ANA p.188 | CC p.205 |
| 874 p.151 | 15-CN p.178 | ANLT p.189 | CD p.193 |
| 876 p.151 | 15-C-R p.178 | ANLTT p.189 | CD-B p.148 |
| 879 p.151 | 15-CZ p.178 | APH p.93 | CEA p.163 |
| 883 p.151 | | AQ p.187 | CFA p.4 |
| 892 p.151 | A | ASC-TN p.20 | CFB-CS p.73 |
| 897 p.151 | A p.184 | ASG p.184 | CFB-HS p.73 |
| 2042 p.123 | AA p.118 | ASL p.7 | CFG-CS p.73 |
| 2043 p.122 | AAC p.153 | ASL-N p.4 | CFG-HS p.73 |
| 2131 p.139 | AASL-NTN p.18 | ASL-N-608 p.17 | CFK-CS p.73 |
| 2135 p.116, 121 | ABC p.86 | ASL-NTN p.5, 18 | CFK-HS p.73 |
| 2150 p.121 | ABCK p.85 | AT p.27 | CFT p.155 |
| 2169 p.152 | ABD p.107 | AT-3-N p.186 | CIC p.60 |
| 2170 p.152 | ABK p.124 | AT-4-N p.186 | CL p.82 |
| 2174 p.152 | ABK-1000 p.125 | ATC p.24 | CLA p.187 |
| 2176 p.152 | ABK-1350 p.183 | ATC-608 p.26 | CLR p.94 |
| 2178 p.152 | ABK-7024 p.125 | ATC-R p.24 | CLRTR p.106 |
| 2182 p.152 | ABK-ML p.124 | ATC-R-608 p.26 | CN-B p.148 |
| 2183 p.152 | ABN p.130 | ATH p.134 | CNC p.60 |
| 2186 p.152 | ABP p.161 | ATT p.28 | CO p.195 |
| 2187 p.152 | ABS p.104 | AVH p.93 | CO-B p.148 |
| 2188 p.152 | ABT p.127 | AVHK p.93 | CP-2 p.194 |
| 2190 p.152 | ABW p.102 | AX p.187 | CPL p.19 |
| 2250 p.116, 121 | AC p.21 | | CPL-N p.19 |
| 2709 p.211 | AC-608 p.26 | B | CS p.193 |
| 2710 p.211 | AC-R p.21 | B-3500 p.40 | CS (rocket) p.77 |
| 2723 p.155 | AC-R-608 p.26 | BA p.188 | CSB p.90 |
| 2726 p.155 | ACSR p.153 | BB p.95 | CSB-S p.89 |
| 2729 p.155 | AC-TN p.21 | BBV p.137 | CSN p.77, 81 |
| 3133 p.60 | AD p.185 | BMS p.160 | CSR p.92 |
| 3135 p.60 | AD-58 p.107 | BOLTAP p.170 | CSS p.101 |
| 3138 p.60 | AD-N p.185 | BS p.152 | CST p.81 |
| 5575 p.210 | AE p.207 | BY p.52 | CSW p.100 |
| 6318 p.60 | AK p.124 | | CTSC p.135 |
| 15999 p.178 | AL p.3 | C | CVC p.60 |
| 16100 p.152 | A-L p.187 | C p.34 | CX p.193 |
| 16101 p.152 | AL-4-N p.6 | C-5035 p.60 | |
| 16104 p.152 | AL-4-NTN p.6 | C-5230 p.60 | D |
| 16106 p.152 | AL-LTN p.15 | C-5231 p.60 | DB p.147 |
| 16477 p.152 | AL-N p.4 | CAP p.59 | DC p.149, 195 |
| 39023 p.154 | AL-N-608 p.17 | CB p.195 | DF p.118 |
| 39026 p.154 | AL-NTN p.5, 18 | | DKB p.119 |
| 39029 p.154 | | | |



ALPHA-NUMERIC INDEX

Click to jump to page.

| Catalog Number | Catalog Number | Catalog Number | Catalog Number |
|-----------------------|-----------------------|----------------------|----------------------|
| DKB-N p.120 | FTU-N-125 p.116 | HO p.48 | MSL p.10 |
| DKBU p.121 | FXL p.80 | HPE p.179 | MTB p.49 |
| DS p.152 | FYA p.54 | HPG p.179 | N |
| DSKB p.119 | FYC p.54 | HSK p.49 | N-1-R-3 p.151 |
| DSKB-N p.120 | FYU p.56 | I | N-1-R-5 p.151 |
| DSKBU p.121 | FYU-M p.56 | IPST p.146 | NB p.147 |
| DST p.149 | G | J | NC p.149 |
| DYA p.54 | G-3062 p.40 | J-1-C-1 p.154 | NLT p.197 |
| DYC p.54 | GG p.210 | J-1-C-3 p.154 | NLTT p.197 |
| DYU p.56 | GHD p.48 | J-2-C-1 p.155 | NST p.149 |
| DYU-M p.56 | GHN p.48 | J-2-C-3 p.155 | O |
| E | GHO p.48 | K | OB p.147 |
| E p.206 | GS p.152 | K-3187 p.40 | OC p.149 |
| E-4062 p.40 | H | KB p.119 | OL p.149 |
| E-GP p.206 | H-1-A-33 p.151 | KBU p.121 | OST p.149 |
| ELB p.138 | HD p.48 | L | PB p.95, 137 |
| EP p.177 | HDL-4-N p.33 | L p.29 | PC p.35 |
| EZ p.112 | HDL-N p.33 | L-1-A-5 p.151 | PS p.60 |
| EZB p.99 | HEG p.208 | L-1-C-5 p.154 | PSX p.60 |
| EZC p.99 | HG p.208 | L-2-C-4 p.155 | PT p.167 |
| F | HG-AW p.208 | L-2-C-5 p.155 | PTA p.18 |
| FB p.95 | HG-BS p.208 | L-2-E-1 p.155 | PTB p.157 |
| FB-NR p.212 | HG-BZ p.208 | L-2-E-3 p.155 | PTC p.36 |
| FB-R p.212 | HG-DB p.208 | L-4-N p.30 | PTL p.157 |
| FS p.81 | HG-EBS p.209 | L-N p.30 | PTM p.157 |
| FS-125 p.74 | HGH p.209 | LRT p.108, 114 | PT-N p.169 |
| FS-175 p.78 | HGHM p.209 | LRTR p.106 | PT-S p.169 |
| FS-95 p.72 | HGRC p.210 | LRT-U p.113 | PTSB p.159 |
| FS-DPK p.81 | HGRC-HD p.210 | LRT-UW p.113 | PTSG p.159 |
| FSK p.45 | HGRCP p.210 | LRT-UX p.113 | PTSK p.159 |
| FSN-125 p.74 | HG-Z p.208 | LRT-UX p.113 | PTSL p.159 |
| FSS p.58 | HG-ZB p.208 | LRT-W p.114 | PT-TOOLS p.173 |
| FSS-42 p.49 | HL p.31 | LRT-X p.114 | Q |
| FT-95 p.115 | HL-4-N p.32 | M | Q-1-A-7 p.151 |
| FTH-175 p.136 | HLB p.149 | M-3750 p.40 | Q-1-C-7 p.154 |
| FTN-125 p.131 | HLBC p.149 | ML p.194 | Q-1-U p.141 |
| FTN-175 p.132 | HL-CS p.73 | MS p.152 | Q-2-A-7 p.152 |
| FTN-N-125 p.131 | HL-N p.32 | | |
| FTT-175 p.136 | HLSCB p.149 | | |
| FTU-125 p.116 | HM p.201 | | |
| FTU-175 p.117 | HM-250 p.176 | | |
| FTU-95 p.115 | HN p.48 | | |



ALPHA-NUMERIC INDEX

Click to jump to page.

| Catalog Number | Catalog Number | Catalog Number | Catalog Number | |
|---------------------|-----------------------|----------------------|----------------------|----------------------|
| Q-2-C-7 p.155 | SAF-4-N p.13 | TT p.38 | UYB p.143 | |
| Q-2-C-6 p.155 | SAF-N p.12 | U | UYG p.143 | |
| Q-5-U p.157 | SAG p.16 | | UYO p.143 | |
| QH p.149 | SAG-N p.16 | | UYR p.143 | |
| R | SAKM p.9 | | UYU p.143 | |
| | SAK-N p.11 | | U p.143 | |
| | SAL-4-N p.13 | | U-1-B p.142 | |
| | SAL-N p.12 | | U-1-C-9 p.154 | |
| | SAM-4-N p.13 | | U-1-N p.142 | |
| | SAM-N p.11 | | U-1-R-8 p.151 | |
| | SA-N p.8 | | U-2-A-9 p.152 | |
| | SAPT p.158 | U-2-C-9 p.155 | | |
| | SASL p.7 | U-5-U p.157 | | |
| | SASL-N p.8 | UB p.147 | | |
| SATC p.25 | UF p.49 | W | | |
| SB p.137 | UGBR p.143 | | W-2-A-20 p.152 | |
| SC p.34 | UGG p.143 | | WA p.176 | |
| SDK p.53 | UH p.49 | | WBS p.77 | |
| SDK-M p.56 | UH-1000 p.67 | | WH p.149 | |
| SDT p.53 | UH-350 p.65 | | WL p.202 | |
| SDT-M p.56 | UH-500 p.65 | | WLP p.202 | |
| SG p.23 | UH-750 p.65, 66 | | WS p.152 | |
| SGAC p.153 | ULCK p.47 | | X | |
| SH p.149 | ULCK-HS p.47 | | | X-1-N p.144 |
| SHC p. 63, 64 | ULSK p.46 | X-1-U p.145 | | |
| SKAC p.153 | ULSK-HS p.46 | X-5-U p.157 | | |
| SKB p.119 | UOB p.143 | Y | | |
| SKB-N p.120 | UOBR p.143 | | | Y-1-A-9 p.151 |
| SKBU p.121 | UOG p.143 | | | YDA p.55 |
| SLK p.53 | UOO p.143 | | | YDC p.55 |
| SL-K p.49 | URB p.143 | | | YDU p.57 |
| SLK-M p.56 | URBR p.143 | | | YFA p.55 |
| SL-N p.30 | URO p.143 | | YFC p.55 | |
| SLT p.53 | URR p.143 | | YFU p.57 | |
| SLT-M p.56 | URS p.49 | | Z | |
| SLV p.52 | US p.188 | | | Z-1-A-10 p.151 |
| SNG p.150 | USK p.49 | Z-1-A-51 p.151 | | |
| T | UT-15 p.178 | Z-2-A-10 p.152 | | |
| | T p.37 | UT-15-N p.178 | | Z-2-A-51 p.152 |
| | TBC p.207 | UT-3 p.174 | | Z-2-C-1 p.155 |
| | TBC-GP p.207 | UT-3-M p.174 | | ZB p.147 |
| | TC p.36 | UT-5-W p.175 | | ZBK p.126 |
| | TPH p.163 | UT-60 p.179 | | ZBT p.129 |
| | TSC p.135 | UT-B p.176 | | ZBT-DS p.129 |
| | | UT-C p.176 | Z-EZSL p.109 | |
| | | UT-NR p.133 | Z-SL p.111 | |
| | | UT-R p.118 | Z-USL p.111 | |



ALPHA-NUMERIC INDEX

[Click to jump to page.](#)

**Catalog
Number**

Z

| | |
|----------------|-------|
| ZVB | p.88 |
| ZVC | p.88 |
| ZVW-EZSL | p.109 |
| ZVW-SL | p.110 |
| ZVW-USL | p.110 |





Compression Connectors

Aluminum Straight Lugs
 Aluminum Stacking Lugs
 Meter Socket Lugs
 Multi-Range Dieless Lugs & Pin Terminals
 Aluminum Shrouded Lugs
 Bi-Metallic Lugs
 Aluminum Straight Splices
 Aluminum Reducing Splices
 Aluminum Tapered Splices
 Aluminum Tees
 Copper Straight Lugs
 Copper Stacking Lugs
 Copper Peep Hole Lugs
 Copper Straight Splices
 Copper Tapered Splices
 Copper Tees
 Copper Clamp Tee Connectors
 Lug Hugger

Aluminum One Hole Lugs

Dual-rated, prefilled with oxide inhibitor



AL SERIES

| UPC Number | Catalog Number | Conductor Size | Bolt Size | Std.Ctn. Qty. |
|------------|----------------|----------------|-----------|---------------|
| 60000 | AL 6-14 | #6 | 1/4 | 100 |
| 60001 | AL 4-516 | #4 | 5/16 | |
| 60002 | AL 4-14 | | 1/4 | |
| 60003 | AL 2-14 | #2 | 3/8 | |
| 60004 | AL 2-38 | | | |
| 60005 | AL 1-38 | #1 | 1/2 | |
| 60006 | AL 1/0-38 | 1/0 | | |
| 60007 | AL 1/0-48 | | | |
| 60008 | AL 2/0-38 | 2/0 | 3/8 | |
| 60009 | AL 2/0-48 | | 1/2 | |
| 60010 | AL 3/0-38 | 3/0 | 3/8 | |
| 60011 | AL 3/0-48 | | 1/2 | |
| 60012 | AL 4/0-38 | 4/0 | 3/8 | |
| 14053 | AL 4/0-48 | | | |
| 60013 | AL 250-48 | 250 | 1/2 | |
| 60014 | AL 300-48 | 300 | | |
| 14244 | AL 350-48 | 350 | | |
| 60015 | AL 400-48 | 400 | | 5/8 |
| 60016 | AL 400-58 | | | |
| 60017 | AL 500-48 | 500 | 1/2 | |
| 60018 | AL 500-58 | | 5/8 | |
| 60019 | AL 600-48 | 600 | 1/2 | |
| 60020 | AL 600-58 | | 5/8 | |
| 60021 | AL 750-48-608 | 700 - 750 | 1/2 | |
| 60022 | AL 750-48 | | 1/2 | |
| 60023 | AL 750-58 | | 5/8 | |
| 60024 | AL 800-48 | 800 | 1/2 | |
| 60025 | AL 800-58 | | 5/8 | |
| 60026 | AL 1000-48 | 1000 | 1/2 | |
| 60027 | AL 1000-58 | | 5/8 | |

AL-TN SERIES - TIN-PLATED

| UPC Number | Catalog Number | Conductor Size | Bolt Size | Std.Ctn. Qty. |
|------------|------------------|----------------|-----------|---------------|
| 75210 | AL 6-14 TN | #6 | 1/4 | 100 |
| 60028 | AL 4-516 TN | #4 | 5/16 | |
| 75211 | AL 4-14 TN | | 1/4 | |
| 75212 | AL 2-14 TN | #2 | 3/8 | |
| 60029 | AL 2-38 TN | | | |
| 60030 | AL 1-38 TN | #1 | 1/2 | |
| 75310 | AL 1/0-38 TN | 1/0 | | |
| 14237 | AL 1/0-48 TN | | | |
| 75345 | AL 2/0-38 TN | 2/0 | 3/8 | |
| 14048 | AL 2/0-48 TN | | 1/2 | |
| 75405 | AL 3/0-38 TN | 3/0 | 3/8 | |
| 14242 | AL 3/0-48 TN | | 1/2 | |
| 75445 | AL 4/0-38 TN | 4/0 | 3/8 | |
| 01210 | AL 4/0-48 TN | | | |
| 75510 | AL 250-48 TN | 250 | 1/2 | |
| 75550 | AL 300-48 TN | 300 | | |
| 14245 | AL 350-48 TN | 350 | | |
| 75633 | AL 400-48 TN | 400 | | 5/8 |
| 75634 | AL 400-58 TN | | | |
| 60031 | AL 500-48 TN | 500 | 1/2 | |
| 60032 | AL 500-58 TN | | 5/8 | |
| 97012 | AL 600-48 TN | 600 | 1/2 | |
| 76120 | AL 600-58 TN | | 5/8 | |
| 76121 | AL 750-48-608 TN | 700 - 750 | 1/2 | |
| 14059 | AL 750-48 TN | | 5/8 | |
| 76145 | AL 750-58 TN | | 1/2 | |
| 76124 | AL 800-48 TN | 800 | 5/8 | |
| 76126 | AL 800-58 TN | | 1/2 | |
| 76127 | AL 1000-48 TN | 1000 | 1/2 | |
| 76128 | AL 1000-58 TN | | 5/8 | |

1



Aluminum Two Hole NEMA Lugs

Dual-rated, prefilled with oxide inhibitor

AL-N SERIES - STRAIGHT LUG

| UPC Number | Catalog Number | Conductor Size | Bolt Size | Std.Ctn. Qty. | |
|------------|----------------|----------------|-----------|---------------|----|
| 60033 | SA 6 N | #6 | 1/2 | 100 | |
| 60034 | SA 4 N | #4 | | | |
| 60035 | SA 2 N | #2 | | | |
| 14238 | AL 1/0 N | 1/0 | | | |
| 10470 | AL 2/0 N | 2/0 | | | |
| 14243 | AL 3/0 N | 3/0 | | | |
| 10472 | AL 4/0 N | 4/0 | | | |
| 60036 | AL 250 N | 250 | | | |
| 60037 | AL 300 N | 300 | | | |
| 14051 | AL 350 N | 350 | | | |
| 14054 | AL 400 N | 400 | | | |
| 00905 | AL 500 N | 500 | | | |
| 60038 | AL 600 N | 600 | | | 50 |
| 10474 | AL 750 N | 700 | | | |
| 14252 | AL 800 N | 800 | | | |
| 75560 | AL 1000 N | 1000 | 10 | | |
| 60039 | CFA 1000 N | | | | |
| 60040 | AL 1000 SSN | | | | |
| 60041 | AL 1250 N | | | 1250 | |
| 60042 | AL 1500 N | 1500 | | | |
| 60043 | AL 1750 N | 1750 | | | |
| 60044 | AL 2000 N | 2000 | | | |



ASL-N SERIES - STACKING LUG

| UPC Number | Catalog Number | Conductor Size | Bolt Size | Std.Ctn. Qty. | |
|------------|----------------|----------------|-----------|---------------|----|
| 60045 | ASL 6 N | #6 | 1/2 | 100 | |
| 60046 | ASL 4 N | #4 | | | |
| 60047 | ASL 2 N | #2 | | | |
| 14255 | ASL 1/0 N | 1/0 | | | |
| 14256 | ASL 2/0 N | 2/0 | | | |
| 14258 | ASL 3/0 N | 3/0 | | | |
| 14261 | ASL 4/0 N | 4/0 | | | |
| 14257 | ASL 250 N | 250 | | | |
| 60048 | ASL 300 N | 300 | | | |
| 14073 | ASL 350 N | 350 | | | |
| 14260 | ASL 400 N | 400 | | | |
| 14077 | ASL 500 N | 500 | | | |
| 60049 | ASL 600 N | 600 | | | 50 |
| 18730 | ASL 750 N | 700 | | | |
| 60050 | ASL 800 N | 800 | | | |
| 60051 | ASL 1000 N | 1000 | 10 | | |
| 60053 | ASL 1000 SSN | | | | |
| 60054 | ASL 1250 N | 1250 | | | |
| 60055 | ASL 1500 N | 1500 | | | |
| 60056 | ASL 1750 N | 1750 | | | |
| 60057 | ASL 2000 N | 2000 | | | |



Aluminum Tin-Plated Two Hole NEMA Lugs

Dual-rated, prefilled with oxide inhibitor



AL-NTN SERIES- STRAIGHT LUG

| \$UPC Number | Catalog Number | Conductor Size | Bolt Size | Std.Ctn. Qty. |
|--------------|----------------|----------------|-----------|---------------|
| 60058 | SA 6 NTN | #6 | 1/2 | 100 |
| 60059 | SA 4 NTN | #4 | | |
| 60060 | SA 2 NTN | #2 | | |
| 00931 | AL 1/0 NTN | 1/0 | | |
| 14049 | AL 2/0 NTN | 2/0 | | |
| 75400 | AL 3/0 NTN | 3/0 | | |
| 20337 | AL 4/0 NTN | 4/0 | | |
| 05069 | AL 250 NTN | 250 | | |
| 14050 | AL 300 NTN | 300 | | |
| 14052 | AL 350 NTN | 350 | | |
| 14055 | AL 400 NTN | 400 | 50 | |
| 14057 | AL 500 NTN | 500 | | |
| 14058 | AL 600 NTN | 600 | | |
| 14060 | AL 750 NTN | 700 | | |
| 76205 | AL 800 NTN | 800 | | |
| 76206 | AL 1000 NTN | 1000 | | 10 |
| 60061 | CFA 1000 NTN | | | |
| 60062 | AL 1000 SSNTN | | | |
| 76207 | AL 1250 NTN | 1250 | | |
| 76208 | AL 1500 NTN | 1500 | | |
| 76209 | AL 1750 NTN | 1750 | | |
| 76210 | AL 2000 NTN | 2000 | | |

ASL-NTN SERIES - STACKING LUG

| UPC Number | Catalog Number | Conductor Size | Bolt Size | Std.Ctn. Qty. |
|------------|----------------|----------------|-----------|---------------|
| 35206 | ASL 6 NTN | #6 | 1/2 | 100 |
| 35207 | ASL 4 NTN | #4 | | |
| 14071 | ASL 2 NTN | #2 | | |
| 14067 | ASL 1/0 NTN | 1/0 | | |
| 14069 | ASL 2/0 NTN | 2/0 | | |
| 35320 | ASL 3/0 NTN | 3/0 | | |
| 14075 | ASL 4/0 NTN | 4/0 | | |
| 14070 | ASL 250 NTN | 250 | | |
| 14072 | ASL 300 NTN | 300 | | |
| 14074 | ASL 350 NTN | 350 | | |
| 14076 | ASL 400 NTN | 400 | 50 | |
| 14078 | ASL 500 NTN | 500 | | |
| 14079 | ASL 600 NTN | 600 | | |
| 14080 | ASL 750 NTN | 700 | | |
| 18706 | ASL 800 NTN | 800 | | |
| 14068 | ASL 1000 NTN | 1000 | | 10 |
| 60064 | ASL 1000 SSNTN | | | |
| 60065 | ASL 1250 NTN | | | |
| 60066 | ASL 1500 NTN | 1500 | | |
| 60067 | ASL 1750 NTN | 1750 | | |
| 60068 | ASL 2000 NTN | 2000 | | |



1



Aluminum Four Hole NEMA Lugs

Dual-rated, prefilled with oxide inhibitor

AL-4-N SERIES

| UPC Number | Catalog Number | Conductor Size | Bolt Size | Std.Ctn. Qty. |
|------------|----------------|----------------|-----------|---------------|
| 60069 | AL 750-4 N | 750 | 1/2 | 5 |
| 60070 | AL 1000-4 N | 1000 | | |
| 60071 | AL 1250-4 N | 1250 | | |
| 60072 | AL 1500-4 N | 1500 | | |
| 60073 | AL 1750-4 N | 1750 | | |
| 60074 | AL 2000-4 N | 2000 | | |
| 60075 | AL 2500-4 N | 2500 | | |

AL-4-NTN SERIES - TIN-PLATED

| UPC Number | Catalog Number | Conductor Size | Bolt Size | Std.Ctn. Qty. |
|------------|----------------|----------------|-----------|---------------|
| 76115 | AL 750-4 NTN | 750 | 1/2 | 5 |
| 34211 | AL 1000-4 NTN | 1000 | | |
| 60076 | AL 1250-4 NTN | 1250 | | |
| 34213 | AL 1500-4 NTN | 1500 | | |
| 34214 | AL 1750-4 NTN | 1750 | | |
| 34215 | AL 2000-4 NTN | 2000 | | |
| 34216 | AL 2500-4 NTN | 2500 | | |



Aluminum One Hole Lugs - Common Die Series

Dual-rated, prefilled with oxide inhibitor

SA SERIES - STRAIGHT LUG

| UPC Number | Catalog Number | Conductor Size | | | ACSR | Bolt Size | Std. Ctn. Qty. |
|------------|----------------|----------------------|---------|-------|--------------|-----------|----------------|
| | | Conc./Comp | Compact | Solid | | | |
| 14530 | SA 8-48 | #8 | - | #6 | - | 1/2 | 100 |
| 20705 | SA 6-48 | #6 | #4 | #4 | #6 | | |
| 40158 | SA 4-48 | #4 | - | #2 | #4 | | |
| 60077 | SA 3-48 | #2 | #2 & #1 | #1 | - | | |
| 14346 | SA 2-48 | #2 & #1 | #1 | 1/0 | #2 | | |
| 60078 | SA 386-48 | #1 Str. 1/0 Comp. | 1/0 | 2/0 | #1 | | |
| 14344 | SA 1/0-48 | 1/0 | 2/0 | 3/0 | 1/0 | | |
| 14345 | SA 2/0-48 | 2/0 | 3/0 | - | 2/0 | | |
| 00961 | SA 3/0-48 | 3/0 | 4/0 | - | 3/0 | | |
| 14351 | SA 4/0-48 | 4/0 | 250 | - | 4/0 | | |
| 60079 | SA 250-48 | 250 | 300 | - | 4/0 | | |
| 60080 | SA 300-48 | 300 | 350 | - | 266.8 (18/1) | | |
| 14350 | SA 350-48 | 350 | 400 | - | 336.4 (18/1) | | |
| 60081 | SA 400-48 | 400 | 500 | - | 397.5 (18/1) | | |
| 60082 | CFA 500-48 | 500 | 600 | - | 477.0 (18/1) | | |



1

Add suffix "TN" to the catalog number for tin-plating. Consult the factory for pricing.

SASL SERIES - STACKING LUG

| UPC Number | Catalog Number | Conductor Size | | | ACSR | Bolt Size | Std. Ctn. Qty. |
|------------|----------------|----------------------|---------|-------|------|-----------|----------------|
| | | Conc./Comp | Compact | Solid | | | |
| 60083 | ASL 2-48 | #2 & #1 | #1 | 1/0 | #2 | 1/2 | 50 |
| 60084 | ASL 386-48 | #1 Str. 1/0 Comp. | 1/0 | 2/0 | #1 | | |
| 60085 | ASL 1/0-48 | 1/0 | 2/0 | 3/0 | 1/0 | | |
| 60086 | SASL 2/0-48 | 2/0 | 3/0 | - | 2/0 | | |
| 60087 | SASL 3/0-48 | 3/0 | 4/0 | - | 3/0 | | |
| 60088 | SASL 4/0-48 | 4/0 | 250 | - | 4/0 | | |



Add suffix "TN" to the catalog number for tin-plating. Consult the factory for pricing.

Aluminum Two Hole NEMA Lugs - Common Die Series

Dual-rated, prefilled with oxide inhibitor

SA-N SERIES - STRAIGHT LUG

| UPC Number | Catalog Number | Conductor Size (AL/CU) | | | ACSR | Bolt Size | Std. Ctn. Qty. |
|------------|----------------|------------------------|---------|-------|--------------|-----------|----------------|
| | | Conc./Comp | Compact | Solid | | | |
| 60089 | SA 8 N | #8 | - | #6 | - | 1/2 | 100 |
| 60090 | SA 6 N | #6 | #4 | #4 | #6 | | |
| 14353 | SA 4 N | #4 | - | #2 | #4 | | |
| 60091 | SA 3 N | #2 | #2 & #1 | #1 | - | | |
| 14347 | SA 2 N | #2 & #1 | #1 | 1/0 | #2 | | |
| 60092 | SA 386 N | #1 Str. 1/0 Comp. | 1/0 | 2/0 | #1 | | |
| 14516 | SA 1/0 N | 1/0 | 2/0 | 3/0 | 1/0 | | |
| 40185 | SA 2/0 N | 2/0 | 3/0 | - | 2/0 | | |
| 14348 | SA 3/0 N | 3/0 | 4/0 | - | 3/0 | | |
| 14352 | SA 4/0 N | 4/0 | 250 | - | 4/0 | | |
| 60093 | SA 250 N | 250 | 300 | - | 4/0 | | |
| 14349 | SA 300 N | 300 | 350 | - | 266.8 (18/1) | | |
| 21855 | SA 350 N | 350 | 400 | - | 336.4 (18/1) | | |
| 60094 | SA 400 N | 400 | 500 | - | 397.5 (18/1) | | |
| 21856 | SAB 500 N | 500 | 600 | - | 477.0 (18/1) | | |



Add suffix "TN" to the catalog number for tin-plating. Consult the factory for pricing.

SASL-N SERIES - STACKING LUG

| UPC Number | Catalog Number | Conductor Size (AL/CU) | | | ACSR | Bolt Size | Std. Ctn. Qty. |
|------------|----------------|------------------------|---------|-------|------|-----------|----------------|
| | | Conc./Comp | Compact | Solid | | | |
| 60095 | ASL 2 N | #2 & #1 | #1 | 1/0 | #2 | 1/2 | 50 |
| 60096 | ASL 386 N | #1 Str. 1/0 Comp. | 1/0 | 2/0 | #1 | | |
| 14255 | ASL 1/0 N | 1/0 | 2/0 | 3/0 | 1/0 | | |
| 60097 | SASL 2/0 N | 2/0 | 3/0 | - | 2/0 | | |
| 21935 | SASL 3/0 N | 3/0 | 4/0 | - | 3/0 | | |
| 60098 | SASL 4/0 N | 4/0 | 250 | - | 4/0 | | |



Add suffix "TN" to the catalog number for tin-plating. Consult the factory for pricing.

Aluminum Meter Socket Lugs - 840 Common Die Series

Dual-rated, prefilled with oxide inhibitor

SAKM SERIES

| UPC Number | Catalog Number | Conductor Size | | | | Bolt Size | Std. Ctn. Qty. |
|------------|----------------------|----------------|--------|---------|-------|-----------|----------------|
| | | Conc. | Compr. | Compt. | Solid | | |
| 20641 | SAKM 6-48 | #6 | #6 | #6 | #4 | 1/2 | 100 |
| 20642 | SAKM 4-48 | #4 | #4 | #4 | #2 | | |
| 20643 | SAKM 2-48 | #2 | #2 | #2 & #1 | #1 | | |
| 20644 | SAKM 1-48 | #1 | #1 | 1/0 | 1/0 | | |
| 20645 | SAKM 1/0-48 | 1/0 | 1/0 | 2/0 | 2/0 | | |
| 20646 | SAKM 2/0-48 | 2/0 | 2/0 | 3/0 | 3/0 | | |
| 20647 | SAKM 3/0-48 | 3/0 | 3/0 | 4/0 | - | | |
| 20648 | SAKM 4/0-48 | 4/0 | 4/0 | 250 | - | | |
| 20649 | SAKM 250-48 | 250 | 250 | 300 | - | | |
| 20650 | SAKM 300-48 | 300 | 300 | 350 | - | | |
| 20651 | SAKM 350-48 * | 350 | 350 | - | - | | |



1

* For aluminum conductors only.

SAKM SERIES

| UPC Number | Catalog Number | Conductor Size | | | | Bolt Size | Std. Ctn. Qty. |
|------------|----------------------|----------------|--------|---------|-------|-----------|----------------|
| | | Conc. | Compr. | Compt. | Solid | | |
| 20660 | SAKM 6-38 | #6 | #6 | #6 | #4 | 3/8 | 100 |
| 20661 | SAKM 4-38 | #4 | #4 | #4 | #2 | | |
| 20662 | SAKM 2-38 | #2 | #2 | #2 & #1 | #1 | | |
| 20662 | SAKM 2-38 | #1 | #1 | 1/0 | 1/0 | | |
| 20625 | SAKM 1/0-38 | 1/0 | 1/0 | 2/0 | 2/0 | | |
| 20630 | SAKM 2/0-38 | 2/0 | 2/0 | 3/0 | 3/0 | | |
| 20631 | SAKM 3/0-38 | 3/0 | 3/0 | 4/0 | - | | |
| 20640 | SAKM 4/0-38 | 4/0 | 4/0 | 250 | - | | |
| 20664 | SAKM 250-38 | 250 | 250 | 300 | - | | |
| 20666 | SAKM 350-38 * | 350 | 350 | - | - | | |




* For aluminum conductors only.

Aluminum Tin-Plated Meter Socket Lugs - Star Hole

Dual-rated, prefilled with oxide inhibitor

MSL SERIES

| UPC Number | Catalog Number | Conductor Size | Std. Ctn. Qty. |
|------------|----------------|-------------------|----------------|
| 10647 | MSL 4 | #4 Str. Cpt. Sol. | 100 |
| 10648 | MSL 2 | #2 Str. Cpt. Sol. | |
| 10650 | MSL 1/0 | 1/0 Str. Cpt. | |
| 10651 | MSL 2/0 | 2/0 Str. Cpt. | |
| 10652 | MSL 3/0 | 3/0 Str. Cpt. | |
| 10653 | MSL 4/0 | 4/0 Str. Cpt. | |
| 10654 | MSL 250 | 250 Str. Cpt. | |
| 10655 | MSL 300 | 300 Str. Cpt. | |
| 10656 | MSL 350 | 350 Str. Cpt. | |
| 10657 | MSL 500 | 500 Str. | |
| 10658 | MSL 750 | 750 Str. | |



Aluminum Two Hole NEMA Lugs - Common Die Series

Dual-rated, prefilled with oxide inhibitor

SAK-N SERIES

| UPC Number | Catalog Number | Conductor Size | | Bolt Size | Std. Ctn. Qty. |
|------------|----------------|----------------|------|-----------|----------------|
| | | ACSR | Str. | | |
| 60099 | SAK 4 N | #4 | #4 | 1/2 | 100 |
| 14543 | SAK 2 N | #2 | #2 | | |
| 10916 | SAK 1/0 N | 1/0 | 1/0 | | |
| 60100 | SAK 2/0 N | 2/0 | 2/0 | | |
| 60101 | SAK 3/0 N | 3/0 | 3/0 | | |
| 60102 | SAK 4/0 N | 4/0 | 4/0 | | |
| 60103 | SAK 250 N | 4/0 | 250 | | |



1

Add suffix "TN" to the catalog number for tin-plating. Consult the factory for pricing.

SAB-N SERIES

| UPC Number | Catalog Number | Conductor Size | | Bolt Size | Std. Ctn. Qty. |
|------------|----------------|----------------------------|------------|-----------|----------------|
| | | ACSR | Str. | | |
| 60104 | SAB 4/0 N | 4/0 | 4/0 | 1/2 | 100 |
| 60105 | SAB 250 N | | 250 | | |
| 60106 | SAB 300 N | 266.8 (18/1) | 300 | | |
| 60107 | SAB 350 N | 266/8 (26/7), 336.4 (18/1) | 336.4, 350 | | 50 |
| 60108 | SAB 400 N | 336.4 (30/7), 397.5 (18/1) | 397.5, 400 | | |
| 21856 | SAB 500 N | 397.5 (30/7), 477 (18/1) | 477, 500 | | |

Add suffix "TN" to the catalog number for tin-plating. Consult the factory for pricing.

SAM-N SERIES

| UPC Number | Catalog Number | Conductor Size | | Bolt Size | Std. Ctn. Qty. |
|------------|----------------|----------------------------|------------|-----------|----------------|
| | | ACSR | Str. | | |
| 60109 | SAM 4/0 N | 4/0 | 4/0 | 1/2 | 100 |
| 60110 | SAM 250 N | | 250 | | |
| 60111 | SAM 300 N | 266.8 (18/1) | 300 | | |
| 60112 | SAM 350 N | 266/8 (26/7), 336.4 (18/1) | 336.4, 350 | | 50 |
| 00923 | SAM 400 N | 336.4 (30/7), 397.5 (18/1) | 397.5, 400 | | |
| 14365 | SAM 500 N | 397.5 (30/7), 477 (18/1) | 477, 500 | | |
| 14366 | SAM 600 N | 477 (24/7 - 30/7) | 600 | | |

Add suffix "TN" to the catalog number for tin-plating. Consult the factory for pricing.



Aluminum Two Hole NEMA Lugs - Common Die Series

Dual-rated, prefilled with oxide inhibitor

SAL-N SERIES

| UPC Number | Catalog Number | Conductor Size | | Bolt Size | Std. Ctn. Qty |
|------------|-------------------|--|------|-----------|---------------|
| | | ACSR | Str. | | |
| 14361 | SAL 500 N | 397.5 (30/7), 477 (18/1) | | 1/2 | 100 |
| 60113 | SAL 600 N | 477 (24/7 - 30/7) | | | 50 |
| 60114 | SAL 650 N | 556.5 (24/7, 26/7) | | | 50 |
| 60115 | SAL 636 N | 636 (18/1, 36/1), 605 (24/7), 556.5 (30/7) | | | 50 |
| 14549 | SAL 750 N | 636 (26/7) | | | 50 |
| 14363 | SAL 800 N | 795 (36/1) | | | 50 |
| 60116 | SAL 1000 N | 795 (26/7, 30/19) | | | 10 |
| 60117 | SAL 1033 N | 900 (54/7), 954 (45/7) | | | 10 |

Add suffix "TN" to the catalog number for tin-plating. Consult the factory for pricing.

SAF-N SERIES

| UPC Number | Catalog Number | Conductor Size | | Bolt Size | Std. Ctn. Qty |
|------------|-------------------|------------------------|------|-----------|---------------|
| | | ACSR | Str. | | |
| 60118 | SAF 750 N | 636 (26/7) | | 1/2 | 50 |
| 60119 | SAF 800 N | 795 (36/1) | | | 50 |
| 60120 | SAF 1000 N | 795 (26/7, 30/19) | | | 10 |
| 60121 | SAF 1033 N | 900 (54/7), 954 (45/7) | | | 10 |

Add suffix "TN" to the catalog number for tin-plating. Consult the factory for pricing.



Aluminum Four Hole NEMA Lugs - Common Die Series

Dual-rated, prefilled with oxide inhibitor

SAM-4-N SERIES

| UPC Number | Catalog Number | Conductor Size | | Bolt Size | Std. Ctn. Qty. |
|------------|--------------------|----------------------------|------------|-----------|----------------|
| | | ACSR | Str. | | |
| 60122 | SAM 4/0-4 N | 4/0 | 4/0 | 1/2 | 25 |
| 60123 | SAM 250-4 N | | 250 | | |
| 60124 | SAM 300-4 N | 266.8 (18/1) | 300 | | 20 |
| 60125 | SAM 350-4 N | 266/8 (26/7), 336.4 (18/1) | 336.4, 350 | | |
| 60126 | SAM 400-4 N | 336.4 (30/7), 397.5 (18/1) | 397.5, 400 | | 15 |
| 11128 | SAM 500-4 N | 397.5 (30/7), 477 (18/1) | 477, 500 | | |
| 60127 | SAM 600-4 N | 477 (24/7 - 30/7) | 600 | | |



1

Add suffix "TN" to the catalog number for tin-plating. Consult the factory for pricing.

SAL-4-N SERIES

| UPC Number | Catalog Number | Conductor Size | | Bolt Size | Std. Ctn. Qty. |
|------------|---------------------|--|------|-----------|----------------|
| | | ACSR | Str. | | |
| 60128 | SAL 500-4 N | 397.5 (30/7), 477 (18/1) | | 1/2 | 15 |
| 60129 | SAL 600-4 N | 477 (24/7 - 30/7) | | | |
| 60130 | SAL 650-4 N | 556.5 (24/7, 26/7) | | | 10 |
| 60131 | SAL 636-4 N | 636 (18/1, 36/1), 605 (24/7), 556.5 (30/7) | | | |
| 60132 | SAL 750-4 N | 636 (26/7) | | | |
| 40162 | SAL 800-4 N | 795 (36/1) | | | 5 |
| 60133 | SAL 1000-4 N | 795 (26/7, 30/19) | | | |
| 60134 | SAL 1033-4 N | 900 (54/7), 954 (45/7) | | | |

Add suffix "TN" to the catalog number for tin-plating. Consult the factory for pricing.

SAF-4-N SERIES

| UPC Number | Catalog Number | Conductor Size | | Bolt Size | Std. Ctn. Qty. |
|------------|---------------------|------------------------|----------|-----------|----------------|
| | | ACSR | Str. | | |
| 60135 | SAF 750-4 N | 636 (26/7) | 750 | 1/2 | 10 |
| 60136 | SAF 800-4 N | 795 (36/1) | 795, 800 | | |
| 60137 | SAF 1000-4 N | 795 (26/7, 30/19) | 1000 | | 5 |
| 60138 | SAF 1033-4 N | 900 (54/7), 954 (45/7) | 1033 | | |

Add suffix "TN" to the catalog number for tin-plating. Consult the factory for pricing.



Aluminum Shrouded One Hole Lugs - Common Die Series

Dual-rated, prefilled with oxide inhibitor

RSG SERIES - 5/8 DIE

| UPC Number | Catalog Number | Conductor Size | | | | Bolt Size | Std. Ctn. Qty. |
|------------|-------------------|----------------|------|------|--------|-----------|----------------|
| | | Str. | ACSR | Sol. | Compt. | | |
| 60139 | RSG 10-48 | #10 | - | - | - | 1/2 | 100 |
| 60140 | RSG 6-48 | #6 | #6 | - | - | | |
| 60141 | RSG 4-48 | #4 | #4 | #2 | #4 | | |
| 60142 | RSG 2-48 | #2 & #1 | #2 | - | #1 | | |
| 60143 | RSG 1/0-48 | 1/0 | 1/0 | - | 2/0 | | |



Add suffix "TN" to the catalog number for tin-plating. Consult the factory for pricing.

RSK SERIES - 840 DIE

| UPC Number | Catalog Number | Conductor Size | | | Bolt Size | Std. Ctn. Qty. |
|------------|-------------------|----------------|------------|--------|-----------|----------------|
| | | Str. | ACSR | Compt. | | |
| 60144 | RSK 1/0-48 | 1/0 | 1/0 | 2/0 | 1/2 | 100 |
| 60145 | RSK 2/0-48 | 2/0 | 2/0 | 3/0 | | |
| 60146 | RSK 3/0-48 | 3/0 | 3/0 | 4/0 | | |
| 60147 | RSK 4/0-48 | 4/0 | 4/0 | 4/0 | | |
| 60148 | RSK 250-48 | 250 | 266 (18/1) | 336 | | |
| 60149 | RSK 350-48 | 350 | 336 (18/1) | - | | |



Cutaway view

Add suffix "TN" to the catalog number for tin-plating. Consult the factory for pricing.

RSB SERIES - 1 1/8 DIE

| UPC Number | Catalog Number | Conductor Size | | | Bolt Size | Std. Ctn. Qty. |
|------------|-------------------|----------------|------------|--------|-----------|----------------|
| | | Str. | ACSR | Compt. | | |
| 60150 | RSB 300-48 | 300 | 266 (18/1) | 350 | 1/2 | 100 |
| 60151 | RSB 350-48 | 350 | 336 (18/1) | - | | |

Add suffix "TN" to the catalog number for tin-plating. Consult the factory for pricing.

Aluminum Tin-Plated One Hole Lugs

Dual-rated, prefilled with oxide inhibitor

AL-RTN SERIES - RIGHT HAND CONFIGURATION

| UPC Number | Catalog Number | Conductor Size | | | Bolt Size | Std. Ctn. Qty. |
|------------|----------------|----------------|-------|--------|-----------|----------------|
| | | Conc. | Comp. | Compt. | | |
| 60152 | AL 1/0-48 RTN | 1/0 | 1/0 | 2/0 | 1/2 | 10 |
| 60153 | AL 2/0-48 RTN | 2/0 | 2/0 | - | | |
| 60154 | AL 3/0-48 RTN | 3/0 | 3/0 | | | |
| 60155 | AL 4/0-48 RTN | 4/0 | 4/0 | | | |
| 60156 | AL 250-48 RTN | 250 | 250 | | | |
| 60157 | AL 300-48 RTN | 300 | 300 | 350 | | |
| 60158 | AL 350-48 RTN | 350 | 350 | 400 | | |
| 60159 | AL 400-48 RTN | 400 | 400 | | | |
| 60160 | AL 500-48 RTN | 500 | 500 | 500 | | |
| 60161 | AL 750-48 RTN | 700 - 750 | 800 | 800 | | |



1

AL-LTN SERIES - LEFT HAND CONFIGURATION

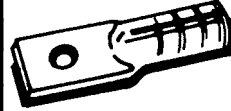
| UPC Number | Catalog Number | Conductor Size | | | Bolt Size | Std. Ctn. Qty. |
|------------|----------------|----------------|-------|--------|-----------|----------------|
| | | Conc. | Comp. | Compt. | | |
| 60162 | AL 1/0-48 LTN | 1/0 | 1/0 | 2/0 | 1/2 | 10 |
| 60163 | AL 2/0-48 LTN | 2/0 | 2/0 | - | | |
| 60164 | AL 3/0-48 LTN | 3/0 | 3/0 | | | |
| 60165 | AL 4/0-48 LTN | 4/0 | 4/0 | | | |
| 60166 | AL 250-48 LTN | 250 | 250 | | | |
| 60167 | AL 300-48 LTN | 300 | 300 | 350 | | |
| 60168 | AL 350-48 LTN | 350 | 350 | 400 | | |
| 60169 | AL 400-48 LTN | 400 | 400 | | | |
| 60170 | AL 500-48 LTN | 500 | 500 | 500 | | |
| 60171 | AL 750-48 LTN | 700 - 750 | 800 | 800 | | |

Aluminum Lugs - 5/8 Die Series

Dual-rated, prefilled with oxide inhibitor. Crimp with Homac UT 3 M tool.


SAG SERIES - ONE HOLE

| UPC Number | Catalog Number | Conductor Size | Bolt Size | Std. Ctn. Qty. |
|------------|-------------------|----------------|-----------|----------------|
| 60172 | SAG 3/0-48 | 3/0 | 1/2 | 100 |
| 60173 | SAG 4/0-48 | 4/0 | | |



SAG-N SERIES - TWO HOLE

| UPC Number | Catalog Number | Conductor Size | Bolt Size | Std. Ctn. Qty. |
|------------|------------------|----------------|-----------|----------------|
| 60174 | SAG 3/0 N | 3/0 | 1/2 | 100 |
| 60175 | SAG 4/0 N | 4/0 | | |



Aluminum Two Hole NEMA Lugs - 608 Die Series

Dual-rated, prefilled with oxide inhibitor


AL-N-608 SERIES - STRAIGHT

| UPC Number | Catalog Number | Conductor Size | Bolt Size | Std.Ctn. Qty. |
|------------|---------------------|----------------|-----------|---------------|
| 60176 | AL 500 N 608 | 500 | 1/2 | 25 |
| 60177 | AL 600 N 608 | 600 | | |
| 60178 | AL 750 N 608 | 700 - 750 | | |
| 60179 | AL 800 N 608 | 750 - 795 | | |

ASL-N-608 SERIES - STACKING

| UPC Number | Catalog Number | Conductor Size | Bolt Size | Std.Ctn. Qty. |
|------------|----------------------|----------------|-----------|---------------|
| 61796 | ASL 500 N 608 | 500 | 1/2 | 25 |
| 61797 | ASL 600 N 608 | 600 | | |
| 61798 | ASL 750 N 608 | 700 - 750 | | |
| 61799 | ASL 800 N 608 | 750 - 795 | | |

Add suffix "TN" to the catalog number for tin-plating. Consult the factory for pricing.



1

Aluminum Multi-Range Dieless Lugs & Pin Terminals

Dual-rated, prefilled with oxide inhibitor

AL-TN SERIES - TIN-PLATED ONE HOLE LUGS

| UPC Number | Catalog Number | Conductor Range | Bolt Size | Std. Ctn. Qty. |
|------------|----------------|-----------------|-----------|----------------|
| 14237 | AL 1/0-48 TN | 1/0 - #6 | 1/2 | 100 |
| 14053 | AL 4/0-48 TN | 4/0 - #2 | | |
| 75550 | AL 300-48 TN | 300 - 1/0 | | 50 |
| 02026 | SAB 500-48 TN | 500 - 4/0 | | |



AL-NTN SERIES - TIN-PLATED TWO HOLE NEMA LUGS

| UPC Number | Catalog Number | Conductor Range | Bolt Size | Std. Ctn. Qty. |
|------------|-----------------|-----------------|-----------|----------------|
| 00931 | AL 1/0 NTN | 1/0 - #6 | 1/2 | 50 |
| 20337 | AL 4/0 NTN | 4/0 - #2 | | |
| 14050 | AL 300 NTN | 300 - 1/0 | | |
| 60180 | AAL 500 NTN | 500 - 4/0 | | 25 |
| 14534 | SAB 500 NTN | 500 - 4/0 | | |
| 60181 | AL 750 N 608 TN | 750 - 4/0 | | |

ASL-N SERIES - TIN-PLATED TWO HOLE NEMA STACKING LUGS

| UPC Number | Catalog Number | Conductor Range | Bolt Size | Std. Ctn. Qty. |
|------------|----------------|-----------------|-----------|----------------|
| 14067 | ASL 1/0 NTN | 1/0 - #6 | 1/2 | 50 |
| 14075 | ASL 4/0 NTN | 4/0 - #2 | | |
| 60182 | AASL 300 NTN | 300 - 1/0 | | 25 |
| 60183 | AASL 500 NTN | 500 - 4/0 | | |

PTA SERIES PIN TERMINALS- ALUMINUM BARREL, COPPER PIN

| UPC Number | Catalog Number | Conductor Range | Std. Ctn. Qty. |
|------------|----------------|------------------------------|----------------|
| 14479 | PTA 1/0 | #10 Sol. - 1/0 ACSR | 50 |
| 60184 | PTA 4/0 | #4 Sol. - 4/0 ACSR | 25 |
| 60185 | PTA 350 | 2/0 Str. - 336.4 (18/1) ACSR | |

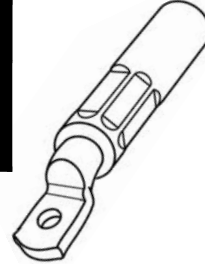
Add suffix "TN" to the catalog number for tin-plating. Consult the factory for pricing.

Bi-Metallic Lugs

Aluminum barrel, tin-plated copper pad, prefilled with oxide inhibitor

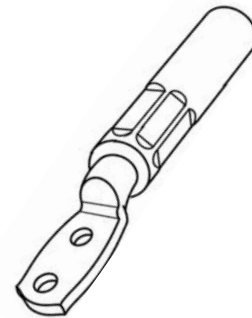
CPL SERIES - ONE HOLE

| UPC Number | Catalog Number | Conductor Size | | Bolt Size | Std. Ctn. Qty. |
|------------|----------------|----------------|-----|-----------|----------------|
| | | ACSR | AL | | |
| 60186 | CPL 4-48 | #4 | #4 | 1/2 | 100 |
| 60187 | CPL 2-48 | #2 | #2 | | |
| 60188 | CPL 1/0-48 | 1/0 | 1/0 | | |



CPL-N SERIES - TWO HOLE

| UPC Number | Catalog Number | Conductor Size | | Bolt Size | Std. Ctn. Qty. |
|------------|----------------|----------------|---------------|-----------|----------------|
| | | ACSR | AL | | |
| 60189 | CPL 4 N | #4 | #4 | 1/2 | 100 |
| 60190 | CPL 2 N | #2 | #2 | | |
| 60191 | CPL 1/0 N | 1/0 | 1/0 | | |
| 60192 | CPL 2/0 N | 2/0 | 2/0 | | |
| 60193 | CPL 3/0 N | 3/0 | 3/0 | | |
| 60194 | CPL 4/0 N | 4/0 | 4/0 - 250 | | |
| 60195 | CPL 300 N | 266.8 | 266.8 - 300 | | |
| 60196 | CPL 350 N | 336.4 | 336.4 - 350 | | |
| 60197 | CPL 477 N | 397.5 | 396.5 - 477 | | |
| 60198 | CPL 556 N | 477 | 500 - 556.5 | | |
| 60199 | CPL 600 N | 556.5 | 600 | | |
| 60200 | CPL 800 N | 605 - 666.6 | 715.5 - 800 | | |
| 60201 | CPL 1000 N | 715.5 - 874.5 | 874.5 - 1000 | | |
| 60202 | CPL 1113 N | 900 - 1113 | 1033.5 - 1113 | | |
| 60203 | CPL 2000 N | 1780 - 1900 | 2000 | | |



1

Aluminum Tin-Plated Straight Splices

Dual-rated, prefilled with oxide inhibitor



File E50999

ASC-TN SERIES - STANDARD BARREL LENGTH

| UPC Number | Catalog Number | Conductor Size | Std. Ctn. Qty. |
|------------|----------------|----------------|----------------|
| 60204 | ASC 8 TN | #8 | 500 |
| 14066 | ASC 6 TN | #6 | |
| 75670 | ASC 4 TN | #4 | 100 |
| 75660 | ASC 2 TN | #2 | |
| 75650 | ASC 1 TN | #1 | |
| 75705 | ASC 1/0 TN | 1/0 | |
| 60205 | ASC 2/0 TN | 2/0 | |
| 75720 | ASC 3/0 TN | 3/0 | |
| 14064 | ASC 4/0 TN | 4/0 | |
| 75735 | ASC 250 TN | 250 | |
| 75740 | ASC 300 TN | 300 | |
| 75752 | ASC 350 TN | 350 | |
| 75749 | ASC 400 TN | 400 | 25 |
| 75755 | ASC 500 TN | 500 | |
| 75760 | ASC 600 TN | 600 | |
| 76600 | ASC 750 TN | 750 | |
| 76605 | ASC 800 TN | 800 | |
| 76625 | ASC 1000 TN | 1000 | |
| 60206 | ASC 1250 TN | 1250 | |
| 76601 | ASC 1500 TN | 1500 | |
| 60207 | ASC 1750 TN | 1750 | |
| 76602 | ASC 2000 TN | 2000 | |



Delete suffix "TN" if tin-plating is not required.

Aluminum Straight Splices

Dual-rated, prefilled with oxide inhibitor

AC SERIES - LONG BARREL LENGTH

| UPC Number | Catalog Number | Conductor Size | Std. Ctn. Qty. |
|------------|----------------|----------------|----------------|
| 60208 | AC 4 | #4 | 100 |
| 60209 | AC 2 | #2 | |
| 60210 | AC 1 | #1 | |
| 14040 | AC 1/0 | 1/0 | |
| 60211 | AC 2/0 | 2/0 | |
| 60212 | AC 3/0 | 3/0 | |
| 60213 | AC 4/0 | 4/0 | |
| 60214 | AC 250 | 250 | |
| 60215 | AC 300 | 300 | |
| 60216 | AC 350 | 350 | |
| 60217 | AC 400 | 400 | |
| 60218 | AC 500 | 500 | |
| 60219 | AC 600 | 600 | |
| 76650 | AC 750 | 750 | |
| 14235 | AC 800 | 800 | |
| 60220 | AC 1000 | 1000 | |
| 60221 | AC 1250 | 1250 | |
| 60222 | AC 1500 | 1500 | |
| 60223 | AC 1750 | 1750 | |
| 60224 | AC 2000 | 2000 | |

AC-TN SERIES - TIN-PLATED, LONG BARREL LENGTH


UL
File E50999

| UPC Number | Catalog Number | Conductor Size | Std. Ctn. Qty. |
|------------|----------------|----------------|----------------|
| 61807 | AC 4 TN | #4 | 100 |
| 61808 | AC 2 TN | #2 | |
| 61809 | AC 1 TN | #1 | |
| 61810 | AC 1/0 TN | 1/0 | |
| 61811 | AC 2/0 TN | 2/0 | |
| 61812 | AC 3/0 TN | 3/0 | |
| 61813 | AC 4/0 TN | 4/0 | |
| 61814 | AC 250 TN | 250 | |
| 61815 | AC 300 TN | 300 | |
| 61816 | AC 350 TN | 350 | |
| 61817 | AC 400 TN | 400 | |
| 61818 | AC 500 TN | 500 | |
| 61819 | AC 600 TN | 600 | |
| 61820 | AC 750 TN | 750 | |
| 61821 | AC 800 TN | 800 | |
| 61822 | AC 1000 TN | 1000 | |
| 61823 | AC 1250 TN | 1250 | |
| 61824 | AC 1500 TN | 1500 | |
| 61825 | AC 1750 TN | 1750 | |
| 61826 | AC 2000 TN | 2000 | |

1

AC-R SERIES - REDUCING SPLICES

| UPC Number | Catalog Number | Conductor Size | | Std. Ctn. Qty. |
|------------|----------------|----------------|-----|----------------|
| | | From | To | |
| 60225 | AC 2 R 4 | #2 | #4 | 100 |
| 60226 | AC 1/0 R 2 | 1/0 | #2 | |
| 60227 | AC 2/0 R 1 | 2/0 | #1 | |
| 60228 | AC 3/0 R 1/0 | 3/0 | 1/0 | |
| 60229 | AC 4/0 R 2/0 | 4/0 | 2/0 | |
| 60230 | AC 250 R 3/0 | 250 | 3/0 | |
| 60231 | AC 300 R 4/0 | 300 | 4/0 | |
| 14041 | AC 350 R 4/0 | 350 | | |
| 60232 | AC 400 R 250 | 400 | 250 | |
| 60233 | AC 500 R 300 | 500 | 300 | |
| 60234 | AC 500 R 350 | | 350 | |
| 60235 | AC 500 R 400 | | 400 | |
| 60236 | AC 600 R 350 | 600 | 350 | |
| 60237 | AC 600 R 500 | | 500 | |
| 60238 | AC 750 R 500 | 750 | 500 | |
| 60239 | AC 750 R 600 | | 600 | |
| 60240 | AC 1000 R 500 | 1000 | 500 | |
| 60241 | AC 1000 R 750 | | 750 | |



AC or AC-TN splice



Add suffix "TN" to the catalog number for tin-plating. Consult the factory for pricing.



12 Southland Road, Ormond Beach, FL 32174 • Telephone: 386.677.9110
Fax: 386.673.5497 • E-Mail: sales@homac.com • www.homac.com


Aluminum Straight Splices - Common Die Series

Dual-rated, prefilled with oxide inhibitor

SAC SERIES

| UPC Number | Catalog Number | Conductor Size | Std. Ctn. Qty. |
|------------|-----------------|----------------|----------------|
| 60242 | SAC 4 | #4 | 100 |
| 60243 | SAC 2 | #2 | |
| 60244 | SAC 1 | 1 | |
| 60245 | SAC 1/0 | 1/0 | |
| 60246 | SAC 2/0 | 2/0 | |
| 60247 | SAC 3/0 | 3/0 | |
| 40168 | SAC 4/0 | 4/0 | |
| 60248 | SAC 250 | 250 | |
| 60249 | SAC 300 | 300 | |
| 60250 | SAC 350 | 350 | |
| 60251 | SAC 400 | 400 | |
| 02027 | SAC 500 | 500 | |
| 60252 | SAC 600 | 600 | |
| 14355 | SAC 750 | 700 - 750 | 20 |
| 60253 | SAC 800 | 800 | |
| 60254 | SAC 1000 | 1000 | |

Add suffix "TN" to the catalog number for tin-plating. Consult the factory for pricing.



SAC-R SERIES - REDUCING SPLICES

| UPC Number | Catalog Number | Conductor Size | | Std. Ctn. Qty. | | |
|------------|-----------------------|----------------|-----|----------------|----|----|
| | | From | To | | | |
| 60255 | SAC 4 R 6 | #4 | #6 | 50 | | |
| 60256 | SAC 2 R 4 | #2 | #4 | | | |
| 60257 | SAC 1/0 R 2 | 1/0 | #2 | | | |
| 60258 | SAC 2/0 R 2 | 2/0 | 2 | | | |
| 60259 | SAC 3/0 R 1/0 | 3/0 | 1/0 | | 25 | |
| 60260 | SAC 4/0 R 2 | 4/0 | #2 | 50 | | |
| 60261 | SAC 4/0 R 1/0 | | 1/0 | | | |
| 60262 | SAC 4/0 R 2/0 | | 2/0 | | | |
| 60263 | SAC 250 R 2/0 | 250 | 2/0 | | 25 | |
| 60264 | SAC 250 R 3/0 | | 3/0 | | | |
| 60265 | SAC 250 R 4/0 | | 4/0 | | | |
| 60266 | SAC 300 R 3/0 | 300 | 3/0 | 20 | | |
| 60267 | SAC 300 R 4/0 | | 4/0 | | | |
| 60268 | SAC 300 R 250 | | 250 | | | |
| 60269 | SAC 350 R 4/0 | 350 | 4/0 | | 25 | |
| 60270 | SAC 350 R 250 | | 250 | | | |
| 60271 | SAC 500 R 4/0 | 500 | 4/0 | | | 20 |
| 14539 | SAC 500 R 350 | | 350 | | | |
| 60272 | SAC 750 R 350 | 750 | 350 | 20 | | |
| 14542 | SAC 750 R 500 | | 500 | | | |
| 60273 | SAC 1000 R 500 | 1000 | 500 | | 20 | |
| 60274 | SAC 1000 R 750 | | 750 | | | |

Add suffix "TN" to the catalog number for tin-plating. Consult the factory for pricing.



Aluminum Tin-Plated Straight Splices - 5/8 Common Die Series

Dual-rated, prefilled with oxide inhibitor

SG SERIES

| UPC Number | Catalog Number | Conductor Size | | Std. Ctn. Qty. |
|------------|----------------|----------------|---------|----------------|
| | | Cable 1 | Cable 2 | |
| 14568 | SG 88 | #8 | #8 | 100 |
| 60275 | SG 68 | #6 | #8 | |
| 60276 | SG 66 | | #6 | |
| 60277 | SG 48 | #4 | #8 | |
| 60278 | SG 46 | | #6 | |
| 14567 | SG 44 | | #4 | |
| 60279 | SG 26 | #2 | #6 | |
| 60280 | SG 24 | | #4 | |
| 14566 | SG 22 | | #2 | |
| 60281 | SG 11 | #1 | #1 | |
| 60282 | SG 106 | 1/0 | #6 | |
| 60283 | SG 104 | | #4 | |
| 60284 | SG 102 | | #2 | |
| 60285 | SG 1010 | | 1/0 | |
| 60286 | SG 206 | | #6 | |
| 60287 | SG 204 | 2/0 | #4 | |
| 60288 | SG 202 | | #2 | |
| 60289 | SG 2010 | | 1/0 | |
| 60290 | SG 2020 | | 2/0 | |



One insulating cover, the FSS 20 (sold separately) provides watertight protection for the entire series.

FSS 20 insulating covers are sold separately. Refer to page 58.

1

Aluminum Tapered Splices

Dual-rated, prefilled with oxide inhibitor

ATC SERIES

| UPC Number | Catalog Number | Conductor Size | Std. Ctn. Qty. |
|------------|----------------|----------------|----------------|
| 10620 | ATC 4 | #4 | 100 |
| 10621 | ATC 2 | #2 | |
| 10622 | ATC 1 | #1 | |
| 10623 | ATC 1/0 | 1/0 | |
| 10624 | ATC 2/0 | 2/0 | |
| 01000 | ATC 3/0 | 3/0 | |
| 10626 | ATC 4/0 | 4/0 | |
| 10627 | ATC 250 | 250 | |
| 10628 | ATC 300 | 300 | |
| 14084 | ATC 350 | 350 | |
| 10630 | ATC 400 | 400 | 50 |
| 14085 | ATC 500 | 500 | |
| 10632 | ATC 600 | 600 | |
| 14089 | ATC 750 | 750 | |
| 60291 | ATC 800 | 800 | 25 |
| 10634 | ATC 1000 | 1000 | |
| 60292 | ATC 1250 | 1250 | 15 |
| 60293 | ATC 1500 | 1500 | |
| 60294 | ATC 1750 | 1750 | |
| 60295 | ATC 2000 | 2000 | |

Add suffix "TN" to the catalog number for tin-plating. Consult the factory for pricing.



ATC-R SERIES - REDUCING SPLICES

| UPC Number | Catalog Number | Conductor Size | | Std. Ctn. Qty. |
|------------|----------------|----------------|------|----------------|
| | | From | To | |
| 14264 | ATC 2 R 4 | #2 | #4 | 50 |
| 14263 | ATC 1/0 R 2 | 1/0 | #2 | |
| 60296 | ATC 1/0 R 4 | | #4 | |
| 14083 | ATC 2/0 R 1/0 | 2/0 | 1/0 | |
| 60297 | ATC 2/0 R 2 | | #2 | |
| 30411 | ATC 3/0 R 1/0 | 3/0 | 1/0 | |
| 75800 | ATC 4/0 R 1/0 | 4/0 | 2/0 | |
| 01004 | ATC 4/0 R 2/0 | | #2 | |
| 60298 | ATC 4/0 R 2 | | 3/0 | |
| 60299 | ATC 250 R 3/0 | 250 | 3/0 | |
| 01002 | ATC 350 R 2 | 350 | #2 | |
| 01001 | ATC 350 R 1/0 | | 1/0 | |
| 60300 | ATC 350 R 2/0 | | 2/0 | |
| 60301 | ATC 350 R 3/0 | | 3/0 | |
| 01003 | ATC 350 R 4/0 | | 4/0 | |
| 30414 | ATC 350 R 250 | | 250 | |
| 60302 | ATC 500 R 2 | | #2 | |
| 60303 | ATC 500 R 1/0 | | 1/0 | |
| 60304 | ATC 500 R 2/0 | | 2/0 | |
| 14086 | ATC 500 R 4/0 | | 500 | 4/0 |
| 60305 | ATC 500 R 250 | 250 | | |
| 60306 | ATC 500 R 300 | 300 | | |
| 30415 | ATC 500 R 350 | 350 | | |
| 60307 | ATC 750 R 2 | #2 | | |
| 75822 | ATC 750 R 1/0 | 750 | 1/0 | |
| 60308 | ATC 750 R 4/0 | | 4/0 | |
| 60309 | ATC 750 R 350 | | 350 | |
| 14090 | ATC 750 R 500 | | 500 | |
| 14081 | ATC 1000 R 500 | | 1000 | 500 |
| 14082 | ATC 1000 R 750 | 1000 | 750 | |

Add suffix "TN" to the catalog number for tin-plating. Consult the factory for pricing.



Aluminum Tapered Splices - Common Die Series

Dual-rated, prefilled with oxide inhibitor

SATC SERIES

| UPC Number | Catalog Number | Conductor Size | Std. Ctn. Qty. |
|------------|---------------------|----------------|----------------|
| 60310 | SATC 4 | #4 | 100 |
| 60311 | SATC 2 | #3 | |
| 40149 | SATC 1/0 | 1/0 | |
| 60312 | SATC 2/0 | 2/0 | |
| 60313 | SATC 3/0 | 3/0 | 50 |
| 40153 | SATC 4/0 | 4/0 | |
| 60314 | SATC 250 | 250 | |
| 60315 | SATC 300 | 300 | |
| 60316 | SATC 350 | 350 | |
| 60317 | SATC 400 | 400 | |
| 60318 | SATC 500 | 500 | |
| 60319 | SATC 600 | 600 | 20 |
| 60320 | SATC 700-750 | 700 - 750 | |



1

Add suffix "TN" to the catalog number for tin-plating. Consult the factory for pricing.

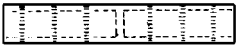
Aluminum Splices - 608 Die Series

Dual-rated, prefilled with oxide inhibitor

AC-608 SERIES - STRAIGHT SPLICES

| UPC Number | Catalog Number | Conductor Size | Std. Ctn. Qty. |
|------------|-------------------|----------------|----------------|
| 60321 | AC 500-608 | 500 | 25 |
| 60322 | AC 600-608 | 600 | |
| 60323 | AC 750-608 | 700 - 750 | |

Add suffix "TN" to the catalog number for tin-plating. Consult the factory for pricing.



AC-R-608 SERIES - REDUCING SPLICES

| UPC Number | Catalog Number | Conductor Size (From-To) | Std. Ctn. Qty. |
|------------|-------------------------|--------------------------|----------------|
| 60327 | AC 750 R 350-608 | 750 - 350 | 25 |
| 60328 | AC 750 R 500-608 | 750 - 500 | |
| 60329 | AC 750 R 600-608 | 750 - 600 | |



ATC-608 SERIES - TAPERED SPLICES

| UPC Number | Catalog Number | Conductor Size | Std. Ctn. Qty. |
|------------|--------------------|----------------|----------------|
| 60324 | ATC 500-608 | 500 | 25 |
| 60325 | ATC 600-608 | 600 | |
| 60326 | ATC 750-608 | 700 - 750 | |

Add suffix "TN" to the catalog number for tin-plating. Consult the factory for pricing.



ATC-R-608 SERIES - TAPERED REDUCING SPLICES

| UPC Number | Catalog Number | Conductor Size (From-To) | Std. Ctn. Qty. |
|------------|--------------------------|--------------------------|----------------|
| 60330 | ATC 500 R 350-608 | 500 - 350 | 25 |
| 60331 | ATC 600 R 500-608 | 600 - 500 | |
| 60332 | ATC 750 R 500-608 | 750 - 500 | |



Aluminum Tees

Dual-rated, prefilled with oxide inhibitor

AT SERIES

| UPC Number | Catalog Number | Conductor Size | | Std. Ctn. Qty. |
|------------|----------------|----------------|-----|----------------|
| | | Main | Tap | |
| 31109 | AT 2-4 | #2 | #4 | 3 |
| 31107 | AT 2-2 | | #2 | |
| 31115 | AT 1/0-4 | 1/0 | #4 | |
| 31113 | AT 1/0-2 | | #2 | |
| 31111 | AT 1/0-1/0 | | 1/0 | |
| 31119 | AT 2/0-2 | 2/0 | #2 | |
| 31121 | AT 2/0-1/0 | | 1/0 | |
| 31117 | AT 2/0-2/0 | | 2/0 | |
| 31123 | AT 3/0-2 | 3/0 | #2 | |
| 31150 | AT 3/0-1/0 | | 1/0 | |
| 31127 | AT 3/0-3/0 | | 3/0 | |
| 31129 | AT 4/0-2 | 4/0 | 2 | |
| 31131 | AT 4/0-1/0 | | 1/0 | |
| 31133 | AT 4/0-2/0 | | 2/0 | |
| 31135 | AT 4/0-4/0 | | 4/0 | |
| 31140 | AT 250-2 | 250 | 2 | |
| 31141 | AT 250-1/0 | | 1/0 | |
| 31143 | AT 250-2/0 | | 2/0 | |
| 31145 | AT 250-3/0 | | 3/0 | |
| 31146 | AT 250-250 | | 250 | |
| 31152 | AT 300-1/0 | 300 | 1/0 | |
| 31151 | AT 300-2/0 | | 2/0 | |
| 31253 | AT 300-4/0 | | 4/0 | |
| 31153 | AT 300-300 | | 300 | |
| 31155 | AT 350-2 | 350 | 2 | |
| 31157 | AT 350-1/0 | | 1/0 | |
| 31159 | AT 350-3/0 | | 3/0 | |
| 31161 | AT 350-4/0 | | 4/0 | |
| 31163 | AT 350-350 | | 350 | |
| 31165 | AT 400-1/0 | 400 | 1/0 | |
| 31167 | AT 400-4/0 | | 4/0 | |
| 31169 | AT 400-400 | | 400 | |
| 31171 | AT 500-1/0 | 500 | 1/0 | |
| 31173 | AT 500-4/0 | | 4/0 | |
| 31175 | AT 500-350 | | 350 | |
| 31177 | AT 500-500 | | 500 | |

| UPC Number | Catalog Number | Conductor Size | | Std. Ctn. Qty. |
|------------|----------------|----------------|------|----------------|
| | | Main | Tap | |
| 31182 | AT 750-1/0 | 750 | 1/0 | 3 |
| 31181 | AT 750-4/0 | | 4/0 | |
| 31180 | AT 750-350 | | 350 | |
| 31179 | AT 750-500 | | 500 | |
| 31178 | AT 750-750 | | 750 | |
| 31189 | AT 1000-4/0 | 1000 | 4/0 | |
| 60333 | AT 1000-350 | | 350 | |
| 31185 | AT 1000-500 | | 500 | |
| 31184 | AT 1000-750 | | 750 | |
| 31183 | AT 1000-1000 | | 1000 | |

Add suffix "TN" to the catalog number for tin-plating. Consult the factory for pricing.



1

Aluminum Tapered Tees

Dual-rated, prefilled with oxide inhibitor

ATT SERIES

| UPC Number | Catalog Number | Conductor Size | | Std. Ctn. Qty. |
|------------|----------------|----------------|-----|----------------|
| | | Main | Tap | |
| 60334 | ATT 2-4 | #2 | #4 | 3 |
| 60335 | ATT 2-2 | | #2 | |
| 60336 | ATT 1/0-4 | 1/0 | #4 | |
| 60337 | ATT 1/0-2 | | #2 | |
| 01005 | ATT 1/0-1/0 | | 1/0 | |
| 60338 | ATT 2/0-2 | 2/0 | #2 | |
| 60339 | ATT 2/0-1/0 | | 1/0 | |
| 60340 | ATT 2/0-2/0 | | 2/0 | |
| 60341 | ATT 3/0-2 | 3/0 | #2 | |
| 60342 | ATT 3/0-1/0 | | 1/0 | |
| 60343 | ATT 3/0-3/0 | | 3/0 | |
| 60344 | ATT 4/0-2 | 4/0 | 2 | |
| 60345 | ATT 4/0-1/0 | | 1/0 | |
| 60346 | ATT 4/0-2/0 | | 2/0 | |
| 60347 | ATT 4/0-4/0 | | 4/0 | |
| 60348 | ATT 250-2 | 250 | 2 | |
| 60349 | ATT 250-1/0 | | 1/0 | |
| 60350 | ATT 250-2/0 | | 2/0 | |
| 60351 | ATT 250-3/0 | | 3/0 | |
| 60352 | ATT 250-250 | | 250 | |
| 60353 | ATT 300-1/0 | 300 | 1/0 | |
| 60354 | ATT 300-2/0 | | 2/0 | |
| 60355 | ATT 300-4/0 | | 4/0 | |
| 60356 | ATT 300-300 | | 300 | |
| 01007 | ATT 350-2 | 350 | 2 | |
| 60357 | ATT 350-1/0 | | 1/0 | |
| 60358 | ATT 350-3/0 | | 3/0 | |
| 60359 | ATT 350-4/0 | | 4/0 | |
| 60360 | ATT 350-350 | | 350 | |
| 60361 | ATT 400-1/0 | 400 | 1/0 | |
| 60362 | ATT 400-4/0 | | 4/0 | |
| 60363 | ATT 400-400 | | 400 | |
| 60364 | ATT 500-1/0 | 500 | 1/0 | |
| 60365 | ATT 500-4/0 | | 4/0 | |
| 60366 | ATT 500-350 | | 350 | |
| 01011 | ATT 500-500 | | 500 | |

| UPC Number | Catalog Number | Conductor Size | | Std. Ctn. Qty. |
|------------|----------------|----------------|------|----------------|
| | | Main | Tap | |
| 01012 | ATT 750-1/0 | 750 | 1/0 | 3 |
| 60367 | ATT 750-4/0 | | 4/0 | |
| 01013 | ATT 750-350 | | 350 | |
| 60368 | ATT 750-500 | | 500 | |
| 01014 | ATT 750-750 | 750 | | |
| 31187 | ATT 1000-4/0 | 1000 | 4/0 | |
| 60369 | ATT 1000-350 | | 350 | |
| 60370 | ATT 1000-500 | | 500 | |
| 60371 | ATT 1000-750 | | 750 | |
| 60372 | ATT 1000-1000 | | 1000 | |
| 60373 | ATT 1500-1500 | 1500 | 1500 | |

Add suffix "TN" to the catalog number for tin-plating. Consult the factory for pricing.



TRADE PRICE SCHEDULE

Effective February 1, 2005

Copper Tin-Plated One Hole Lugs

For installation on copper conductor



File E50999 File LR 35607

L SERIES - LONG BARREL LENGTH

| UPC Number | Catalog Number | Conductor Size | Bolt Size | Std.Ctn. Qty. |
|------------|----------------|----------------|-----------|---------------|
| 60374 | L 10-10 | #10 - #12 | #10 | 500 |
| 60375 | L 10-48 | | 1/2 | |
| 50300 | L 8-10 | #8 | #10 | |
| 50301 | L 8-14 | | 1/4 | |
| 14460 | L 8-38 | | 3/8 | |
| 60376 | L 8-48 | | 1/2 | |
| 60377 | L 6-10 | #6 | #10 | |
| 50304 | L 6-14 | | 1/4 | |
| 50305 | L 6-516 | | 5/16 | |
| 50306 | L 6-38 | | 3/8 | |
| 60378 | L 4-10 | #4 | #10 | |
| 50307 | L 4-14 | | 1/4 | |
| 50308 | L 4-516 | | 5/16 | |
| 14458 | L 4-38 | | 3/8 | |
| 50311 | L 2-14 | #2 | 1/4 | |
| 50312 | L 2-516 | | 5/16 | |
| 14457 | L 2-38 | | 3/8 | |
| 14292 | L 2-48 | | 1/2 | |
| 50315 | L 1-14 | #1 | 1/4 | |
| 50616 | L 1-516 | | 5/16 | |
| 50317 | L 1-38 | | 3/8 | |
| 50318 | L 1-48 | | 1/2 | |
| 50319 | L 1/0-516 | 1/0 | 5/16 | |
| 50320 | L 1/0-38 | | 3/8 | |
| 14454 | L 1/0-48 | | 1/2 | |
| 50323 | L 2/0-516 | 2/0 | 5/16 | |
| 14456 | L 2/0-38 | | 3/8 | |
| 50326 | L 2/0-48 | | 1/2 | |
| 50327 | L 3/0-516 | 3/0 | 5/16 | |
| 50310 | L 3/0-38 | | 3/8 | |
| 50328 | L 3/0-48 | | 1/2 | |
| 50329 | L 4/0-516 | 4/0 | 5/16 | |
| 50330 | L 4/0-38 | | 3/8 | |
| 50331 | L 4/0-48 | | 1/2 | |
| 50333 | L 250-38 | 250 | 3/8 | |
| 50405 | L 250-48 | | 1/2 | |
| 50455 | L 300-48 | 300 | 1/2 | |
| 60379 | L 300-58 | | 5/8 | |

| UPC Number | Catalog Number | Conductor Size | Bolt Size | Std.Ctn. Qty. |
|------------|----------------|----------------|-----------|---------------|
| 50495 | L 350-48 | 350 | 1/2 | 100 |
| 60380 | L 350-58 | | 5/8 | |
| 50337 | L 400-48 | 400 | 1/2 | |
| 50338 | L 400-58 | | 5/8 | |
| 50339 | L 500-48 | 500 | 5/8 | |
| 50575 | L 500-58 | | 5/8 | |
| 50340 | L 600-48 | 600 | 5/8 | 50 |
| 50341 | L 600-58 | | 5/8 | |
| 50342 | L 750-48 | 750 | 5/8 | |
| 52175 | L 750-58 | | 5/8 | |
| 50343 | L 750-68 | | 3/4 | |
| 50344 | L 1000-48 | 1000 | 5/8 | 25 |
| 52295 | L 1000-58 | | 5/8 | |
| 50345 | L 1000-68 | | 3/4 | |
| 60381 | L 1500-68 | 1500 | 3/4 | 10 |
| 60382 | L 2000-68 | 2000 | 3/4 | |



1



12 Southland Road, Ormond Beach, FL 32174 • Telephone: 386.677.9110
 Fax: 386.673.5497 • E-Mail: sales@homac.com • www.homac.com

Copper Tin-Plated Two & Four Hole NEMA Lugs

For installation on copper conductor



File E50999 File LR 35607

L-N SERIES - TWO HOLE STRAIGHT

| UPC Number | Catalog Number | Conductor Size | Bolt Size | Std. Ctn. Qty. |
|------------|----------------|----------------|-----------|----------------|
| 50200 | L 6-214 | #6 | 1/4 | 100 |
| 60383 | L 6-2516 | | 5/16 | |
| 60384 | L 6 N | | 1/2 | |
| 50201 | L 4-214 | #4 | 1/4 | |
| 60385 | L 4-2516 | | 5/16 | |
| 14459 | L 4 N | | 1/2 | |
| 60386 | L 2-214 | #2 | 1/4 | |
| 50202 | L 2-2516 | | 5/16 | |
| 40161 | L 2 N | | 1/2 | |
| 60387 | L 1-214 | #1 | 1/4 | |
| 50203 | L 1-2516 | | 5/16 | |
| 60388 | L 1 N | | 1/2 | |
| 60389 | L 1/0-238 | 1/0 | 3/8 | |
| 50204 | L 1/0-2516 | | 5/16 | |
| 10476 | L 1/0 N | | 1/2 | |
| 60390 | L 2/0-238 | 2/0 | 3/8 | |
| 14291 | L 2/0 N | | 1/2 | |
| 60391 | L 3/0-238 | 3/0 | 3/8 | |
| 10478 | L 3/0 N | | 1/2 | |
| 60392 | L 4/0-238 | 4/0 | 3/8 | |
| 50522 | L 4/0 N | | 1/2 | |
| 60393 | L 250-238 | 250 | 3/8 | |
| 14293 | L 250 N | | 1/2 | |
| 60394 | L 300-238 | 300 | 3/8 | |
| 50479 | L 300 N | | 1/2 | |
| 60395 | L 350-238 | 350 | 3/8 | |
| 14294 | L 350 N | | 1/2 | |
| 60396 | L 400-238 | 400 | 3/8 | |
| 10480 | L 400 N | | 1/2 | |
| 14296 | L 500 N | 500 | 1/2 | |
| 10482 | L 600 N | 600 | 1/2 | |
| 50346 | L 750 N | 750 | 1/2 | |
| 14455 | L 1000 N | 1000 | 1/2 | |
| 50205 | L 1500 N | 1500 | 1/2 | |
| 50206 | L 2000 N | 2000 | 1/2 | |

"N" suffix on the catalog number indicates NEMA bolt spacing of 1 3/4".



SL-N SERIES - TWO HOLE STACKING

| UPC Number | Catalog Number | Conductor Size | Bolt Size | Std. Ctn. Qty. |
|------------|----------------|----------------|-----------|----------------|
| 14384 | SL 2/0 N | 2/0 | 1/2 | 100 |
| 14386 | SL 3/0 N | 3/0 | | |
| 14390 | SL 4/0 N | 4/0 | | |
| 14385 | SL 250 N | 250 | | |
| 14387 | SL 300 N | 300 | | |
| 14388 | SL 350 N | 350 | | |
| 14389 | SL 400 N | 400 | | |
| 14391 | SL 500 N | 500 | | |
| 14392 | SL 600 N | 600 | | |
| 14393 | SL 750 N | 750 | | |
| 60397 | SL 1000 N | 1000 | | |
| | | | | |
| | | | | 25 |

"N" suffix on the catalog number indicates NEMA bolt spacing of 1 3/4".



L-4-N SERIES - FOUR HOLE *

| UPC Number | Catalog Number | Conductor Size | Bolt Size | Std. Ctn. Qty. |
|------------|----------------|----------------|-----------|----------------|
| 50980 | L 750-4 N | 750 | 1/2 | 10 |
| 50981 | L 1000-4 N | 1000 | | |
| 50982 | L 1500-4 N | 1500 | | |
| 50983 | L 2000-4 N | 2000 | | |

"N" suffix on the catalog number indicates NEMA bolt spacing ~~not listed~~ for CSA listed.



Copper Tin-Plated One Hole Peep Hole Lugs

For installation on copper conductor



File E50999 File LR 35607

HL SERIES - STANDARD BARREL LENGTH

| UPC Number | Catalog Number | Conductor Size | Bolt Size | Std.Ctn. Qty. |
|------------|----------------|----------------|-----------|---------------|
| 60398 | HL 10-10 | #10 - #12 | #10 | 500 |
| 14209 | HL 10-48 | | 1/2 | |
| 37105 | HL 8-10 | #8 | #10 | |
| 50901 | HL 8-14 | | 1/4 | |
| 60399 | HL 8-48 | | 1/2 | |
| 50902 | HL 6-10 | #6 | #10 | |
| 50903 | HL 6-14 | | 1/4 | |
| 50904 | HL 6-516 | | 5/16 | |
| 50905 | HL 6-38 | | 3/8 | |
| 50906 | HL 4-10 | #4 | #10 | |
| 50907 | HL 4-14 | | 1/4 | |
| 50908 | HL 4-516 | | 5/16 | |
| 50909 | HL 4-38 | | 3/8 | |
| 50910 | HL 2-14 | #2 | 1/4 | 250 |
| 50911 | HL 2-516 | | 5/16 | |
| 50912 | HL 2-38 | | 3/8 | |
| 50913 | HL 2-48 | | 1/2 | |
| 50914 | HL 1-14 | #1 | 1/4 | 100 |
| 50915 | HL 1-516 | | 5/16 | |
| 50916 | HL 1-38 | | 3/8 | |
| 50917 | HL 1-48 | | 1/2 | |
| 50918 | HL 1/0-516 | 1/0 | 5/16 | |
| 55350 | HL 1/0-38 | | 3/8 | |
| 50920 | HL 1/0-48 | | 1/2 | |
| 50921 | HL 2/0-516 | 2/0 | 5/16 | |
| 50922 | HL 2/0-38 | | 3/8 | |
| 50923 | HL 2/0-48 | | 1/2 | |
| 50924 | HL 3/0-516 | 3/0 | 5/16 | |
| 50925 | HL 3/0-38 | | 3/8 | |
| 50926 | HL 3/0-48 | | 1/2 | |
| 50927 | HL 4/0-516 | 4/0 | 5/16 | |
| 50928 | HL 4/0-38 | | 3/8 | |
| 50929 | HL 4/0-48 | | 1/2 | |
| 50930 | HL 250-38 | 250 | 3/8 | |
| 55450 | HL 250-48 | | 1/2 | |
| 50485 | HL 300-48 | 300 | 1/2 | |
| 50933 | HL 300-58 | | 5/8 | |

| UPC Number | Catalog Number | Conductor Size | Bolt Size | Std.Ctn. Qty. |
|------------|----------------|----------------|-----------|---------------|
| 50535 | HL 350-48 | 350 | 1/2 | 100 |
| 50935 | HL 350-58 | | 5/8 | |
| 50936 | HL 400-48 | 400 | 1/2 | |
| 50937 | HL 400-58 | | 5/8 | |
| 50938 | HL 500-48 | 500 | 1/2 | |
| 50939 | HL 500-58 | | 5/8 | |
| 60400 | HL 600-48 | 600 | 1/2 | 50 |
| 60401 | HL 600-58 | | 5/8 | |
| 60402 | HL 750-48 | 750 | 1/2 | 25 |
| 60403 | HL 750-58 | | 5/8 | |
| 60404 | HL 750-68 | | 3/4 | |
| 60405 | HL 1000-48 | 1000 | 1/2 | 10 |
| 60406 | HL 1000-58 | | 5/8 | |
| 60407 | HL 1000-68 | | 3/4 | |
| 60408 | HL 1500-68 | 1500 | 3/4 | |
| 60409 | HL 2000-68 | 2000 | 3/4 | |

1



Copper Tin-Plated Two & Four Hole Peep Hole NEMA Lugs

For installation on copper conductor



File E50999 File LR 35607

HL-N SERIES - TWO HOLE, STANDARD BARREL LENGTH

| UPC Number | Catalog Number | Conductor Size | Bolt Size | Std.Ctn. Qty. |
|------------|----------------|----------------|-----------|---------------|
| 50272 | HL 2/0 N | 2/0 | 1/2 | 100 |
| 50322 | HL 3/0 N | 3/0 | | |
| 50352 | HL 4/0 N | 4/0 | | |
| 50422 | HL 250 N | 250 | | |
| 50467 | HL 300 N | 300 | | |
| 50507 | HL 350 N | 350 | | |
| 50552 | HL 400 N | 400 | | |
| 50595 | HL 500 N | 500 | | |
| 52147 | HL 600 N | 600 | | 50 |
| 52207 | HL 750 N | 750 | | 25 |
| 60410 | HL 1000 N | 1000 | | 10 |
| 60411 | HL 1500 N | 1500 | | |
| 60412 | HL 2000 N | 2000 | | |



HL-4-N SERIES - FOUR HOLE *

| UPC Number | Catalog Number | Conductor Size | Bolt Size | Std.Ctn. Qty. |
|------------|----------------|----------------|-----------|---------------|
| 60413 | HL 1500-4 N | 1500 | 1/2 | 10 |
| 60414 | HL 2000-4 N | 2000 | | |

* Not UL or CSA listed.



Copper Heavy Duty Two & Four Hole NEMA Lugs

For installation on copper conductor

HDL-N SERIES - TWO HOLE

| UPC Number | Catalog Number | Conductor Size | Std. Ctn. Qty. |
|------------|----------------|----------------|----------------|
| 60415 | HDL 2 N | #2 | 50 |
| 60416 | HDL 1 N | #1 | |
| 60417 | HDL 1/0 N | 1/0 | |
| 14854 | HDL 2/0 N | 2/0 | |
| 60418 | HDL 3/0 N | 3/0 | |
| 14290 | HDL 4/0 N | 4/0 | 25 |
| 60419 | HDL 250 N | 250 | |
| 60420 | HDL 300 N | 300 | |
| 60421 | HDL 350 N | 350 | 10 |
| 60422 | HDL 500 N | 500 | |
| 60423 | HDL 600 N | 600 | |
| 60424 | HDL 750 N | 750 | |
| 60425 | HDL 1000 N | 1000 | |

Add suffix "TN" to the catalog number for tin-plating. Consult the factory for pricing.



HDL-4-N SERIES - FOUR HOLE

| UPC Number | Catalog Number | Conductor Size | Std. Ctn. Qty. |
|------------|----------------|----------------|----------------|
| 50996 | HDL 4/0-4 N | 4/0 | 50 |
| 51002 | HDL 350-4 N | 350 | 25 |
| 50998 | HDL 500-4 N | 500 | |
| 50999 | HDL 600-4 N | 600 | |
| 51000 | HDL 750-4 N | 750 | 10 |
| 50995 | HDL 1000-4 N | 1000 | |

Add suffix "TN" to the catalog number for tin-plating. Consult the factory for pricing.



1

Copper Tin-Plated Straight Splices

For installation on copper conductor



File E50999 File LR 35607

SC SERIES - STANDARD BARREL LENGTH

| UPC Number | Catalog Number | Conductor Size | Std. Ctn. Qty. |
|------------|----------------|----------------|----------------|
| 60426 | SC 10 | #10 | 500 |
| 38221 | SC 8 | #8 | |
| 14376 | SC 6 | #6 | |
| 55550 | SC 4 | #4 | |
| 14374 | SC 2 | #2 | 250 |
| 55500 | SC 1 | #1 | 100 |
| 55600 | SC 1/0 | 1/0 | |
| 14375 | SC 2/0 | 2/0 | |
| 55650 | SC 3/0 | 3/0 | |
| 55675 | SC 4/0 | 4/0 | |
| 55700 | SC 250 | 250 | 50 |
| 50815 | SC 300 | 300 | |
| 50835 | SC 350 | 350 | |
| 50845 | SC 400 | 400 | |
| 50855 | SC 500 | 500 | |
| 52640 | SC 600 | 600 | |
| 52715 | SC 750 | 750 | |
| 52775 | SC 1000 | 1000 | |
| 52776 | SC 1500 | 1500 | |
| 52777 | SC 2000 | 2000 | |
| | | | 25 |

C SERIES - LONG BARREL LENGTH

| UPC Number | Catalog Number | Conductor Size | Std. Ctn. Qty. |
|------------|----------------|----------------|----------------|
| 60427 | C 10 | #10 | 500 |
| 50745 | C 8 | #8 | |
| 50746 | C 6 | #6 | |
| 50740 | C 4 | #4 | |
| 50747 | C 2 | #2 | 250 |
| 50748 | C 1 | #1 | 100 |
| 50750 | C 1/0 | 1/0 | |
| 14096 | C 2/0 | 2/0 | |
| 50770 | C 3/0 | 3/0 | |
| 14270 | C 4/0 | 4/0 | |
| 50795 | C 250 | 250 | 50 |
| 50805 | C 300 | 300 | |
| 50825 | C 350 | 350 | |
| 50840 | C 400 | 400 | |
| 14098 | C 500 | 500 | |
| 52625 | C 600 | 600 | |
| 52685 | C 750 | 750 | |
| 14095 | C 1000 | 1000 | |
| 50751 | C 1500 | 1500 | |
| 57052 | C 2000 | 2000 | |
| | | | 25 |



Copper Tin-Plated Straight Splices

For installation on copper conductor

PC SERIES - SOLID CENTER OIL-STOP

| UPC Number | Catalog Number | Conductor Size | Std. Ctn. Qty. |
|------------|----------------|----------------|----------------|
| 50761 | PC 6 | #6 | 200 |
| 50762 | PC 4 | #4 | |
| 50763 | PC 2 | #2 | |
| 50764 | PC 1 | #1 | |
| 50765 | PC 1/0 | 1/0 | |
| 50766 | PC 2/0 | 2/0 | |
| 50767 | PC 3/0 | 3/0 | |
| 50768 | PC 4/0 | 4/0 | |
| 50777 | PC 250 | 250 | 100 |
| 50781 | PC 300 | 300 | |
| 75808 | PC 350 | 350 | |
| 50772 | PC 400 | 400 | |
| 75828 | PC 500 | 500 | |
| 50774 | PC 600 | 600 | 50 |
| 40166 | PC 750 | 750 | |
| 60428 | PC 800 | 800 | |
| 75810 | PC 1000 | 1000 | |



1

Copper Tin-Plated Tapered Splices

For installation on copper conductor

TC SERIES - DIMPLED CENTER STOP

| UPC Number | Catalog Number | Conductor Size | Std. Ctn. Qty. |
|------------|----------------|----------------|----------------|
| 39271 | TC 6 | #6 | 200 |
| 39273 | TC 4 | #4 | |
| 39275 | TC 2 | #2 | |
| 39279 | TC 1 | #1 | |
| 14401 | TC 1/0 | 1/0 | |
| 39285 | TC 2/0 | 2/0 | |
| 39287 | TC 3/0 | 3/0 | 100 |
| 39293 | TC 4/0 | 4/0 | |
| 39297 | TC 250 | 250 | |
| 39301 | TC 300 | 300 | |
| 39305 | TC 350 | 350 | |
| 39311 | TC 400 | 400 | |
| 39312 | TC 500 | 500 | 50 |
| 39321 | TC 600 | 600 | |
| 39325 | TC 750 | 750 | |
| 60429 | TC 800 | 800 | |
| 10435 | TC 1000 | 1000 | |
| 60430 | TC 1500 | 1500 | |
| 60431 | TC 2000 | 2000 | 25 |
| | | | 10 |

PTC SERIES - SOLID CENTER OIL-STOP

| UPC Number | Catalog Number | Conductor Size | Std. Ctn. Qty. | |
|------------|----------------|----------------|----------------|----|
| 50960 | PTC 6 | #6 | 100 | |
| 50961 | PTC 4 | #4 | | |
| 14483 | PTC 2 | #2 | | |
| 50963 | PTC 1 | #1 | | |
| 50964 | PTC 1/0 | 1/0 | | |
| 50965 | PTC 2/0 | 2/0 | | |
| 50966 | PTC 3/0 | 3/0 | 50 | |
| 50967 | PTC 4/0 | 4/0 | | |
| 50968 | PTC 250 | 250 | | |
| 50969 | PTC 300 | 300 | | |
| 50970 | PTC 350 | 350 | | |
| 50971 | PTC 400 | 400 | | |
| 50972 | PTC 500 | 500 | | |
| 50973 | PTC 600 | 600 | | |
| 20761 | PTC 750 | 750 | | |
| 60432 | PTC 800 | 800 | | |
| 50975 | PTC 1000 | 1000 | | |
| 60433 | PTC 1500 | 1500 | | 25 |
| 60434 | PTC 2000 | 2000 | | 10 |



Copper Tin-Plated Tees

For installation on copper conductor

T SERIES

| UPC Number | Catalog Number | Conductor Size | | Std. Ctn. Qty. |
|------------|----------------|----------------|-----|----------------|
| | | Main | Tap | |
| 38440 | 2 T 2 | #2 | #2 | 3 |
| 60474 | 1/0 T 6 | | #6 | |
| 60475 | 1/0 T 4 | | #4 | |
| 38441 | 1/0 T 2 | 1/0 | #2 | |
| 60476 | 1/0 T 1 | | #1 | |
| 38455 | 1/0 T 1/0 | | 1/0 | |
| 60477 | 2/0 T 6 | | #6 | |
| 60478 | 2/0 T 4 | | #4 | |
| 38442 | 2/0 T 2 | 2/0 | #2 | |
| 60479 | 2/0 T 1 | | #1 | |
| 60480 | 2/0 T 1/0 | | 1/0 | |
| 38457 | 2/0 T 2/0 | | 2/0 | |
| 38443 | 3/0 T 1/0 | 3/0 | 1/0 | |
| 38444 | 3/0 T 3/0 | | 3/0 | |
| 60481 | 4/0 T 2 | | #2 | |
| 60482 | 4/0 T 1 | | #1 | |
| 38446 | 4/0 T 1/0 | 4/0 | 1/0 | |
| 60483 | 4/0 T 2/0 | | 2/0 | |
| 38469 | 4/0 T 4/0 | | 4/0 | |
| 60484 | 250 T 2 | | #2 | |
| 60485 | 250 T 1 | | #1 | |
| 60486 | 250 T 1/0 | 250 | 1/0 | |
| 60487 | 250 T 2/0 | | 2/0 | |
| 60488 | 250 T 4/0 | | 4/0 | |
| 38481 | 250 T 250 | | 250 | |
| 38480 | 300 T 300 | 300 | 300 | |
| 60489 | 350 T 1/0 | | 1/0 | |
| 60490 | 350 T 2/0 | 350 | 2/0 | |
| 38447 | 350 T 4/0 | | 4/0 | |
| 38489 | 350 T 350 | | 350 | |
| 60491 | 400 T 1/0 | | 1/0 | |
| 60492 | 400 T 2/0 | | 2/0 | |
| 60493 | 400 T 4/0 | | 4/0 | |
| 60494 | 400 T 250 | 400 | 250 | |
| 60495 | 400 T 300 | | 300 | |
| 60496 | 400 T 350 | | 350 | |
| 38450 | 400 T 400 | | 400 | |

| UPC Number | Catalog Number | Conductor Size | | Std. Ctn. Qty. |
|------------|----------------|----------------|------|----------------|
| | | Main | Tap | |
| 60497 | 500 T 1/0 | | 1/0 | 3 |
| 60498 | 500 T 2/0 | | 2/0 | |
| 60499 | 500 T 4/0 | | 4/0 | |
| 60500 | 500 T 250 | 500 | 250 | |
| 60501 | 500 T 350 | | 350 | |
| 60502 | 500 T 400 | | 400 | |
| 38517 | 500 T 500 | | 500 | |
| 60503 | 600 T 2/0 | | 2/0 | |
| 60504 | 600 T 4/0 | | 4/0 | |
| 60505 | 600 T 350 | 600 | 350 | |
| 60506 | 600 T 500 | | 500 | |
| 60507 | 600 T 600 | | 600 | |
| 60508 | 750 T 350 | | 350 | |
| 60509 | 750 T 500 | 750 | 500 | |
| 38449 | 750 T 750 | | 750 | |
| 60510 | 1000 T 500 | | 500 | |
| 60511 | 1000 T 1000 | 1000 | 1000 | |



1

Copper Tin-Plated Tapered Tees

For installation on copper conductor

TT SERIES

| UPC Number | Catalog Number | Conductor Size | | Std. Ctn. Qty. | |
|------------|----------------|----------------|-----|----------------|-----|
| | | Main | Tap | | |
| 39334 | TT 2-2 | #2 | #2 | 3 | |
| 60435 | TT 1/0-6 | 1/0 | #6 | | |
| 60436 | TT 1/0-4 | | #4 | | |
| 50941 | TT 1/0-2 | | #2 | | |
| 60437 | TT 1/0-1 | | #1 | | |
| 39347 | TT 1/0-1/0 | | 1/0 | | |
| 60438 | TT 2/0-6 | | 2/0 | | #6 |
| 60439 | TT 2/0-4 | | | | #4 |
| 60440 | TT 2/0-2 | #2 | | | |
| 60441 | TT 2/0-1 | #1 | | | |
| 60442 | TT 2/0-1/0 | 1/0 | | | |
| 39359 | TT 2/0-2/0 | 2/0 | | | |
| 60443 | TT 3/0-1/0 | 3/0 | | | 1/0 |
| 39989 | TT 3/0-3/0 | | 3/0 | | |
| 60444 | TT 4/0-2 | 4/0 | #2 | | |
| 60445 | TT 4/0-1 | | #1 | | |
| 39365 | TT 4/0-1/0 | | 1/0 | | |
| 60446 | TT 4/0-2/0 | | 2/0 | | |
| 39369 | TT 4/0-4/0 | | 4/0 | | |
| 60447 | TT 250-2 | 250 | #2 | | |
| 60448 | TT 250-1 | | #1 | | |
| 60449 | TT 250-1/0 | | 1/0 | | |
| 60450 | TT 250-2/0 | | 2/0 | | |
| 60451 | TT 250-4/0 | | 4/0 | | |
| 39381 | TT 250-250 | | 250 | | |
| 39984 | TT 300-300 | 300 | 300 | | |
| 60452 | TT 350-1/0 | 350 | 1/0 | | |
| 60453 | TT 350-2/0 | | 2/0 | | |
| 39387 | TT 350-4/0 | | 4/0 | | |
| 39389 | TT 350-350 | | 350 | | |
| 60454 | TT 400-1/0 | 400 | 1/0 | | |
| 60455 | TT 400-2/0 | | 2/0 | | |
| 60456 | TT 400-4/0 | | 4/0 | | |
| 60457 | TT 400-250 | | 250 | | |
| 60458 | TT 400-300 | | 300 | | |
| 60459 | TT 400-350 | | 350 | | |
| 39403 | TT 400-400 | | 400 | | |

| UPC Number | Catalog Number | Conductor Size | | Std. Ctn. Qty. |
|------------|----------------|----------------|------|----------------|
| | | Main | Tap | |
| 60460 | TT 500-1/0 | 500 | 1/0 | 3 |
| 60461 | TT 500-2/0 | | 2/0 | |
| 39409 | TT 500-4/0 | | 4/0 | |
| 60462 | TT 500-250 | | 250 | |
| 60463 | TT 500-350 | | 350 | |
| 60464 | TT 500-400 | | 400 | |
| 39417 | TT 500-500 | | 500 | |
| 60465 | TT 600-2/0 | 600 | 2/0 | |
| 60466 | TT 600-4/0 | | 4/0 | |
| 60467 | TT 600-350 | | 350 | |
| 60468 | TT 600-500 | | 500 | |
| 60469 | TT 600-600 | | 600 | |
| 60470 | TT 750-350 | 750 | 350 | |
| 60471 | TT 750-500 | | 500 | |
| 59054 | TT 750-750 | | 750 | |
| 60472 | TT 1000-500 | 1000 | 500 | |
| 60473 | TT 1000-1000 | | 1000 | |



Copper Tin-Plated Clamp Tee Connectors

For installation on copper conductor

2131 SERIES

| UPC Number | Catalog Number | Conductor Size | | Std. Ctn. Qty. |
|------------|----------------|----------------|------|----------------|
| | | Main | Tap | |
| 60512 | 2131-1 | 750 | 2/0 | 3 |
| 60513 | 2131-2 | | 4/0 | |
| 60514 | 2131-3 | | 250 | |
| 60515 | 2131-4 | | 350 | |
| 60516 | 2131-5 | | 500 | |
| 60517 | 2131-6 | | 750 | |
| 60518 | 2131-7 | 1000 | 2/0 | |
| 60519 | 2131-8 | | 4/0 | |
| 60520 | 2131-9 | | 250 | |
| 60521 | 2131-10 | | 350 | |
| 60522 | 2131-11 | | 500 | |
| 60523 | 2131-12 | | 750 | |
| 60524 | 2131-13 | | 1000 | |
| 60525 | 2131-14 | 1500 | 2/0 | |
| 60526 | 2131-15 | | 4/0 | |
| 60527 | 2131-16 | | 250 | |
| 60528 | 2131-17 | | 350 | |
| 60529 | 2131-18 | | 500 | |
| 60530 | 2131-19 | | 750 | |
| 60531 | 2131-20 | | 1000 | |
| 60532 | 2131-21 | | 1500 | |

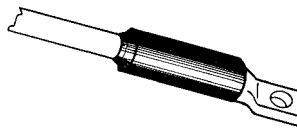


1

Lug Hugger

Compression lug insulator

| UPC Number | Catalog Number | Conductor Size | | Std. Ctn. Qty. |
|------------|----------------|----------------|------------|----------------|
| | | AL | CU | |
| 61896 | G 3062 | #4 - 1/0 | #4 - 3/0 | 250 |
| 61897 | K 3187 | 2/0 - 250 | 4/0 - 350 | |
| 61898 | B 3500 | 300 - 350 | 400 - 500 | 175 |
| 61899 | M 3750 | 400 - 500 | 600 - 750 | 100 |
| 61900 | E 4062 | 600 - 750 | 750 - 1000 | 80 |





In-Line Splices - Underground Distribution

- Radiating Rib® Splices
- Flood-Seal® Compression Splice Kits
- Flood-Seal® Mechanical Splice Kits
- Heat-Shrink Splice Kits
- Barracuda™ Insulation Piercing Splices
- Street & Highway Lighting Kits
- Flood-Seal® Insulating Covers
- Flood-Seal® Cable End Caps
- Flood-Seal® Pipe & Conduit Seals

Aluminum Flood-Seal® Compression Splice Kits

Kit includes connector, prefilled with oxide inhibitor, and rubber insulating cover



RRK SERIES

| UPC Number | Catalog Number | Conductor Size (From-To) AL only | Std. Ctn. Qty. |
|------------|-------------------|----------------------------------|----------------|
| 03186 | RRK 6 | #6 | 50 |
| 03187 | RRK 4 | #4 | |
| 40151 | RRK 2 | #2 | |
| 60533 | RRK 24 | #2 - #4 | |
| 14504 | RRK 1 | #1 | |
| 21910 | RRK 10 | 1/0 | |
| 50481 | RRK 102 | 1/0 - #2 | |
| 40163 | RRK 20 | 2/0 | |
| 60534 | RRK 201 | 2/0 - #1 | |
| 02006 | RRK 202 | 2/0 - #2 | |
| 60535 | RRK 2010 | 2/0 - 1/0 | |
| 02007 | RRK 30 | 3/0 | |
| 60536 | RRK 3010 | 3/0 - 1/0 | |
| 60537 | RRK 3020 | 3/0 - 2/0 | |
| 40170 | RRK 40 | 4/0 | |
| 60538 | RRK 4010 | 4/0 - 1/0 | |
| 60539 | RRK 4020 | 4/0 - 2/0 | |
| 60540 | RRK 4030 | 4/0 - 3/0 | |
| 60541 | RRK 40-840 | 4/0 | |
| 40164 | RRK 250 | 250 | 25 |
| 03157 | RRK 300 | 300 | |
| 14505 | RRK 350 | 350 | |
| 60542 | RRK 350300 | 350 - 300 | |
| 02009 | RRK 35040 | 350 - 4/0 | |
| 02011 | RRK 500 | 500 | |



2

Use with Homac's UT 3 or UT 3 M tool for wire sizes up to 4/0. Refer to page 174 for details.


Aluminum Heat-Shrink Compression Splice Kits

Kit includes connector, prefilled with oxide inhibitor, and heavy wall heat-shrink tubing



RRK-HS SERIES

| UPC Number | Catalog Number | Conductor Size (From-To) AL only | Std. Ctn. Qty. |
|------------|----------------|----------------------------------|----------------|
| 04103 | RRK 6 HS | #6 | 50 |
| 04102 | RRK 4 HS | #4 | |
| 04101 | RRK 2 HS | #2 | |
| 04100 | RRK 1 HS | #1 | |
| 04104 | RRK 10 HS | 1/0 | |
| 04105 | RRK 102 HS | 1/0 - #2 | |
| 04106 | RRK 20 HS | 2/0 | |
| 04107 | RRK 202 HS | 2/0 - #2 | |
| 04108 | RRK 2010 HS | 2/0 - 1/0 | |
| 04109 | RRK 30 HS | 3/0 | |
| 04110 | RRK 40 HS | 4/0 | |
| 04111 | RRK 4010 HS | 4/0 - 1/0 | |
| 04112 | RRK 4020 HS | 4/0 - 2/0 | |
| 04113 | RRK 40-840 HS | 4/0 | 25 |
| 04114 | RRK 250 HS | 250 | |
| 04115 | RRK 300 HS | 300 | |
| 04116 | RRK 350 HS | 350 | |
| 04117 | RRK 350300 HS | 350 - 300 | |
| 04118 | RRK 35040 HS | 350 - 4/0 | |
| 04119 | RRK 500 HS | 500 | |



Use with Homac's UT 3 or UT 3 M tool for wire sizes up to 4/0. Refer to page 174 for details.

Aluminum Flood-Seal® Compression Splice Kits

Kit includes dual-rated connector, prefilled with oxide inhibitor, and rubber insulating cover

FSK SERIES

| UPC Number | Catalog Number | Conductor Size (From-To) | Std. Ctn. Qty. |
|------------|-----------------------|--------------------------|----------------|
| 60543 | FSK 4 | #4 | 50 |
| 60544 | FSK 2 | #2 | |
| 60545 | FSK 1 | #1 | |
| 60546 | FSK 1/0 | 1/0 | |
| 60547 | FSK 1/0 R 2 | 1/0 - #2 | |
| 60548 | FSK 2/0 | 2/0 | |
| 60549 | FSK 2/0 R 1/0 | 2/0 - 1/0 | |
| 60550 | FSK 3/0 | 3/0 | |
| 60551 | FSK 4/0 | 4/0 | |
| 60552 | FSK 4/0 R 2/0 | 4/0 - 2/0 | |
| 60553 | FSK 250 | 250 | |
| 60554 | FSK 300 | 300 | |
| 60555 | FSK 350 | 350 | |
| 60556 | FSK 350 R 4/0 | 350 - 4/0 | |
| 60557 | FSK 400 | 400 | |
| 60558 | FSK 500 | 500 | |
| 60559 | FSK 500 R 4/0 | 500 - 4/0 | |
| 60560 | FSK 500 R 350 | 500 - 350 | |
| 60561 | FSK 600 | 600 | 25 |
| 60562 | FSK 750 | 750 | 12 |
| 60563 | FSK 750 R 500 | 750 - 500 | |
| 60564 | FSK 1000 | 1000 | 5 |
| 60565 | FSK 1000 R 500 | 1000 - 500 | |
| 60566 | FSK 1000 R 750 | 1000 - 750 | |



2

Rockets can be pre-cut. Add suffix "CAB" to the catalog number and consult the factory for pricing.

Aluminum In-Line Compression Splice Kits

Kit includes connector, prefilled with oxide inhibitor, and rubber insulating cover or heavy-wall heat-shrink tubing



FLOOD-SEAL® ULSK SERIES

| UPC Number | Catalog Number | Conductor Size | Std. Ctn. Qty. |
|------------|----------------|----------------|----------------|
| 60567 | ULSK 8 | #8 | 50 |
| 10489 | ULSK 6 | #6 | |
| 10433 | ULSK 4 | #4 | |
| 10427 | ULSK 2 | #2 | |
| 10490 | ULSK 1 | #1 | |
| 10425 | ULSK 1/0 | 1/0 | |
| 10491 | ULSK 2/0 | 2/0 | |
| 10429 | ULSK 3/0 | 3/0 | |
| 14425 | ULSK 4/0 | 4/0 | |
| 10492 | ULSK 250 | 250 | |
| 10493 | ULSK 300 | 300 | |
| 10494 | ULSK 350 | 350 | |
| 10495 | ULSK 400 | 400 | |
| 10496 | ULSK 500 | 500 | |
| 10497 | ULSK 600 | 600 | 25 |
| 10498 | ULSK 750 | 750 | |
| 60568 | ULSK 800 | 800 | |
| 10499 | ULSK 1000 | 1000 | |



ULSK-HS SERIES

| UPC Number | Catalog Number | Conductor Size | Std. Ctn. Qty. |
|------------|----------------|----------------|----------------|
| 60569 | ULSK 6 HS | #6 | 50 |
| 60570 | ULSK 4 HS | #4 | |
| 60571 | ULSK 2 HS | #2 | |
| 60572 | ULSK 1 HS | #1 | |
| 60573 | ULSK 1/0 HS | 1/0 | |
| 60574 | ULSK 2/0 HS | 2/0 | |
| 60575 | ULSK 3/0 HS | 3/0 | |
| 60576 | ULSK 4/0 HS | 4/0 | |
| 60577 | ULSK 250 HS | 250 | |
| 60578 | ULSK 300 HS | 300 | |
| 60579 | ULSK 350 HS | 350 | |
| 60580 | ULSK 400 HS | 400 | |
| 60581 | ULSK 500 HS | 500 | |
| 60582 | ULSK 600 HS | 600 | |
| 60583 | ULSK 750 HS | 750 | |
| 60584 | ULSK 800 HS | 800 | |
| 60585 | ULSK 1000 HS | 1000 | |



Copper In-Line Compression Splice Kits

Kit includes connector and rubber insulating cover or heavy-wall heat-shrink tubing



FLOOD-SEAL® ULCK SERIES

| UPC Number | Catalog Number | Conductor Size | Std. Ctn. Qty. |
|------------|----------------|----------------|----------------|
| 60586 | ULCK 8 | #8 | 50 |
| 10300 | ULCK 6 | #6 | |
| 60587 | ULCK 4 | #4 | |
| 10302 | ULCK 2 | #2 | |
| 10303 | ULCK 1 | #1 | |
| 10304 | ULCK 1/0 | 1/0 | |
| 10305 | ULCK 2/0 | 2/0 | |
| 10306 | ULCK 3/0 | 3/0 | |
| 10307 | ULCK 4/0 | 4/0 | |
| 10308 | ULCK 250 | 250 | |
| 60588 | ULCK 300 | 300 | |
| 10309 | ULCK 350 | 350 | |
| 10311 | ULCK 400 | 400 | |
| 10312 | ULCK 500 | 500 | |
| 10313 | ULCK 600 | 600 | 25 |
| 10314 | ULCK 750 | 750 | |
| 60589 | ULCK 800 | 800 | |
| 10315 | ULCK 1000 | 1000 | |



2

ULCK-HS SERIES

| UPC Number | Catalog Number | Conductor Size | Std. Ctn. Qty. |
|------------|----------------|----------------|----------------|
| 60605 | ULCK 8 HS | #8 | 50 |
| 60590 | ULCK 6 HS | #6 | |
| 60591 | ULCK 4 HS | #4 | |
| 60592 | ULCK 2 HS | #2 | |
| 60593 | ULCK 1 HS | #1 | |
| 60594 | ULCK 1/0 HS | 1/0 | |
| 60595 | ULCK 2/0 HS | 2/0 | |
| 60596 | ULCK 3/0 HS | 3/0 | |
| 60597 | ULCK 4/0 HS | 4/0 | |
| 60598 | ULCK 250 HS | 250 | |
| 60599 | ULCK 300 HS | 300 | |
| 60600 | ULCK 350 HS | 350 | |
| 60601 | ULCK 400 HS | 400 | |
| 60602 | ULCK 500 HS | 500 | |
| 60603 | ULCK 600 HS | 600 | 25 |
| 60604 | ULCK 750 HS | 750 | |
| 60606 | ULCK 1000 HS | 1000 | |

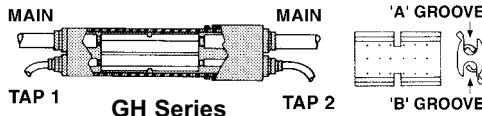
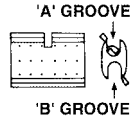
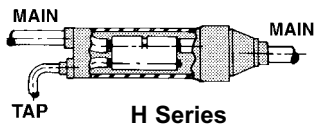


Aluminum Flood-Seal® Compression Twin Tap Kits

Kit includes H-type dual-rated compression connector, prefilled with oxide inhibitor, and rubber insulating cover

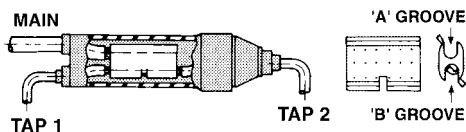
CONTINUING MAIN KITS - ONE OR TWO TAPS

| UPC Number | Catalog Number | Groove A - Stranded Cable | | | Groove B - Stranded Cable | | | Die | Std. Ctn. Qty. |
|------------|----------------|---------------------------|-----------|-----------|---------------------------|-----------|-----------|-----|----------------|
| | | Concen. | Compact | Compress. | Concen. | Compact | Compress. | | |
| 14216 | HO 11 | #3 - #6 | #2 - #6 | #3 - #6 | #3 - #6 | #2 - #6 | #3 - #6 | O | 100 |
| 11102 | HO 15 | 2/0 - #2 | 2/0 - #2 | 2/0 - #2 | #1 - #6 | 1/0 - #6 | #1 - #6 | | |
| 11103 | HO 17 | 2/0 - #4 | 3/0 - #4 | 2/0 - #4 | 2/0 - #4 | 3/0 - #4 | 2/0 - #4 | | |
| 11104 | HD 22 | 250 - 3/0 | 250 - 4/0 | 250 - 3/0 | #2 - #6 | #1 - #6 | #2 - #6 | D | |
| 11105 | HD 24 | | | | 2/0 - #2 | 3/0 - #1 | 2/0 - #2 | | |
| 11114 | HD 30 | | | | 250 - 3/0 | 250 - 4/0 | 250 - 3/0 | | |
| 11107 | HN 38 | 500 - 250 | 500 - 250 | 500 - 250 | 2/0 - #6 | 2/0 - #6 | 2/0 - #6 | N | |
| 11108 | HN 32 | | | | 4/0 - 2/0 | 4/0 - 2/0 | 4/0 - 2/0 | | |
| 11109 | HN 36 | | | | 350 - 250 | 350 - 250 | 350 - 250 | | |
| 60607 | GHO 51 | #3 - #6 | #2 - #6 | #3 - #6 | #3 - #6 | #2 - #6 | #3 - #6 | O | |
| 60608 | GHO 52 | 2/0 - #2 | 2/0 - #2 | 2/0 - #2 | #1 - #6 | 1/0 - #6 | #1 - #6 | | |
| 60609 | GHO 53 | 2/0 - #4 | 3/0 - #4 | 2/0 - #4 | 2/0 - #4 | 3/0 - #4 | 2/0 - #4 | | |
| 60610 | GHD 54 | 250 - 3/0 | 250 - 4/0 | 250 - 3/0 | #2 - #6 | #1 - #6 | #2 - #6 | D | |
| 60611 | GHD 55 | | | | 2/0 - #2 | 3/0 - #1 | 2/0 - #2 | | |
| 60612 | GHD 56 | | | | 250 - 3/0 | 250 - 4/0 | 250 - 3/0 | | |
| 60613 | GHN 57 | 500 - 250 | 500 - 250 | 500 - 250 | 2/0 - #6 | 2/0 - #6 | 2/0 - #6 | N | |
| 60614 | GHN 58 | | | | 4/0 - 2/0 | 4/0 - 2/0 | 4/0 - 2/0 | | |
| 60615 | GHN 59 | | | | 350 - 250 | 350 - 250 | 350 - 250 | | |



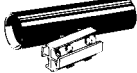


















TERMINATED MAIN KIT - TWO TAPS

| UPC Number | Catalog Number | Groove A - Stranded Cable | | | Groove B - Stranded Cable | | | Die | Std. Ctn. Qty. |
|------------|----------------|---------------------------|-----------|-----------|---------------------------|-----------|-----------|-----|----------------|
| | | Concen. | Compact | Compress. | Concen. | Compact | Compress. | | |
| 14216 | HO 11 | #3 - #6 | #2 - #6 | #3 - #6 | #3 - #6 | #2 - #6 | #3 - #6 | O | 100 |
| 11110 | HO 13 | 2/0 - #2 | 2/0 - #2 | 2/0 - #2 | #1 - #6 | 1/0 - #6 | #1 - #6 | | |
| 11103 | HO 17 | 2/0 - #4 | 3/0 - #4 | 2/0 - #4 | 2/0 - #4 | 3/0 - #4 | 2/0 - #4 | | |
| 11112 | HD 26 | 250 - 3/0 | 250 - 4/0 | 250 - 3/0 | #2 - #6 | #1 - #6 | #2 - #6 | D | |
| 11113 | HD 28 | | | | 2/0 - #2 | 3/0 - #1 | 2/0 - #2 | | |
| 11114 | HD 30 | | | | 250 - 3/0 | 250 - 4/0 | 250 - 3/0 | | |
| 11115 | HN 34 | 500 - 250 | 500 - 250 | 500 - 250 | 2/0 - #6 | 2/0 - #6 | 2/0 - #6 | N | |
| 11116 | HN 40 | | | | 4/0 - 2/0 | 4/0 - 2/0 | 4/0 - 2/0 | | |
| 11109 | HN 36 | | | | 350 - 250 | 350 - 250 | 350 - 250 | | |



Aluminum Flood-Seal® Mechanical Splice Kits

Kit includes set screw connector, prefilled with oxide inhibitor and rubber insulating cover

| UPC Number | Catalog Number | Style | Description | Conductor Range | # Outlets | Std. Ctn. Qty. | | |
|------------|----------------|---|--|--|---|----------------|---|---|
| 50090 | HSK 348 * |  | For UF Cable  File E50999 Two Wire Kits | 14/2, 12/2, 10/2, 8/2 with ground | 2 | 5 | | |
| 38104 | UF 3410 |  | | 14/3, 12/3, 10/3, 8/3 with ground | | | | |
| 10201 | USK 410 |  | | Drop cord and tray cable conductor. #14, #12, #10 with ground | | | | |
| 10200 | USK 2/0 |  | | #14 - 2/0 | | | | |
| 10263 | USK 350 |  | | #6 - 350 | | | 2 | 5 |
| 10219 | USK 350-12 |  | | | | | | |
| 10220 | USK 350-18 |  | | | | | | |
| 10260 | USK 500 |  | | | | | | |
| 10262 | USK 750 |  | | 250 - 750 | | | | |
| 10265 | UH 11 |  | | #6 - 350 | | | 2 | 5 |
| 10421 | UH 11 L |  | | | | | | |
| 10221 | URS 125 |  | | | | | | |
| 10268 | SL 3-2 K |  | Three Wire Kits | #4 - #14 CU #2 - #14 AL | 3 | 5 | | |
| 10222 | USK 4/0 AL |  | | #6 - 350 (cable range when using SL tap is 1/0 - 4/0) #14 Sol. - #6 SL tap | 3 wire capability accommodates 1 SL tap | | | |
| 10223 | FSS 42-212 |  | Four Wire Kits | #2 - #12 | 4 | | | |
| 10267 | UH 11 SL |  | | #6 - 350 (cable range when using SL tap is 1/0 - 4/0) #14 Sol. - #6 SL tap | 4 wire capability accommodates 2 SL tap | | | |
| 10212 | MTB 350-1 |  | | #6 - 350 | 4 | | 1 | |
| 10225 | MTB 350 |  | | | | | | |

* (HSK 348 kit includes heat shrink tubing)

2

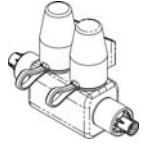
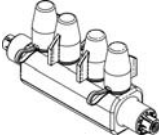


Aluminum Underground Insulation Piercing Splices

Dual-rated, rubber insulated, prefilled with oxide inhibitor

BARRACUDA™

RIPS SERIES

| UPC Number | Catalog Number | Style | Conductor Range | Torque in. lb. | Std. Ctn. Qty. |
|------------|----------------|---|-----------------|----------------|----------------|
| 05137 | RIPS 10 |  | #10 - 1/0 | 125 | 5 |
| 05138 | RIPS 350 |  | #2 - 350 | 185 | 3 |



Aluminum Flood-Seal® Street & Highway Lighting Mechanical Connectors



Dual-rated, rubber insulated, prefilled with oxide inhibitor

RAB 1/0 SERIES

| UPC Number | Catalog Number | Conductor Range | # Outlets | Std. Ctn. Qty. |
|------------|----------------|-----------------|-----------|----------------|
| 35041 | RAB 1/0-2 | #14 - 1/0 | 2 | 25 |
| 35042 | RAB 1/0-3 | | 3 | |
| 35043 | RAB 1/0-4 | | 4 | |
| 35045 | RAB 1/0-5 | | 5 | |
| 35046 | RAB 1/0-6 | | 6 | |
| 60616 | RAB 1/0-7 | | 7 | |
| 35101 | RAB 1/0-8 | | 8 | |
| 60617 | RAB 1/0-9 | | 9 | |
| 35103 | RAB 1/0-10 | | 10 | |
| 60618 | RAB 1/0-21 | | 3 | |
| 35104 | RAB 1/0-22 | 4 | | |
| 60619 | RAB 1/0-31 | 4 | | |
| 60620 | RAB 1/0-32 | 5 | | |
| 35105 | RAB 1/0-33 | 6 | | |
| 60621 | RAB 1/0-42 | 6 | | |



RAB 1/0-21



RAB 1/0-3

2

RAB 350 SERIES - EZ VIEW CONDUCTOR PORTS

| UPC Number | Catalog Number | Conductor Range | # Outlets | Std. Ctn. Qty. |
|------------|----------------|-----------------|-----------|----------------|
| 60622 | RAB 2 | #12 Sol. - 350 | 2 | 10 |
| 60623 | RAB 3 | | 3 | |
| 05116 | RAB 4 | | 4 | |
| 60624 | RAB 5 | | 5 | |
| 05119 | RAB 6 | | 6 | |
| 05121 | RAB 8 | | 8 | |
| 35108 | RAB 10 | | 10 | |



RAB 3

Comes standard with inward-seal rockets. For outward-seal rockets, please consult the factory.

Insulated Street & Highway Lighting Mechanical Connectors

For above-ground applications

RB SERIES - RUBBER INSULATED

| UPC Number | Catalog Number | Conductor Range | Std. Ctn. Qty. |
|------------|--------------------|--------------------------------|----------------|
| 60625 | RB 210-8 SL | Main 1/0 max. Tap #12 - #8 | 100 |
| 14501 | RB 210-8 SS | | |
| 60626 | RB 6240 SL | Main 2/0 - #14 Tap #14 - #6 | |



SLV SERIES - CLEAR PVC ENCAPSULATED

| UPC Number | Catalog Number | Conductor Range | Std. Ctn. Qty. |
|------------|-------------------|---------------------------------------|----------------|
| 60627 | SLV 240-24 | Main (2) 4/0 - #6 Tap (2) #4 - #14 | 100 |
| 60628 | SLV 42-212 | #12 - #2 | |



BY SERIES - Y-TYPE PVC INSULATED

| UPC Number | Catalog Number | Conductor Range | Std. Ctn. Qty. |
|------------|----------------|-----------------|----------------|
| 93180 | BY 320 | #14 - 2/0 | 10 |



Flood-Seal® Street & Highway Lighting Compression Disconnect Kits

Kit includes connector, fuse clips, dowell, silicone lubricant and rubber insulating cover

IN-LINE KITS

| UPC Number | Catalog Number | Fused/ Non Fused | Conductor Range | | Std. Ctn. Qty. |
|------------|----------------|---------------------|-----------------|----------|-------------------|
| | | | Main | Tap | |
| 09027 | SLK 6 | Fused | #14 - #6 | #14 - #6 | 10 |
| 09028 | SLK 2 | | #4 - #2 | #4 - #2 | |
| 09029 | SLK 6-2 | | #14 - #6 | #14 - #6 | |
| 09030 | SDK 6 | Non Fused | #4 - #2 | #4 - #2 | |
| 09031 | SDK 2 | | #14 - #6 | #4 - #2 | |
| 09032 | SDK 6-2 | | #4 - #2 | #4 - #2 | |



600 volt 30 amp fuse not included. Fused kits accept standard cartridge fuse with 13/32" diameter, 1 1/2" length non-glass type.

TWIN IN-LINE KITS

| UPC Number | Catalog Number | Fused/ Non Fused | Conductor Range | | Std. Ctn. Qty. |
|------------|----------------|---------------------|-----------------|----------|-------------------|
| | | | Main | Tap | |
| 09033 | SLT 6 | Fused | #14 - #6 | #14 - #6 | 10 |
| 09034 | SLT 2 | | #4 - #2 | #4 - #2 | |
| 09035 | SLT 6-2 | | #14 - #6 | #14 - #6 | |
| 09036 | SDT 6 | Non Fused | #4 - #2 | #4 - #2 | |
| 09037 | SDT 2 | | #14 - #6 | #4 - #2 | |
| 09038 | SDT 6-2 | | #4 - #2 | #4 - #2 | |



600 volt 30 amp fuse not included. Fused kits accept standard cartridge fuse with 13/32" diameter, 1 1/2" length non-glass type.

2

Flood-Seal® Street & Highway Lighting Compression Disconnect Kits

Kit includes connector, fuse clips, dowell, silicone lubricant and rubber insulating cover

Y-TYPE KITS - ALUMINUM RUN COPPER TAP

| UPC Number | Catalog Number | Fused/ Non Fused | Conductor Size (AL Stranded) | Std. Ctn. Qty. |
|------------|----------------|------------------|------------------------------|----------------|
| 59400 | FYA 6 | Fused | 6 | 25 |
| 59401 | FYA 4 | | 4 | |
| 59402 | FYA 2 | | 2 | |
| 59403 | FYA 1/0 | | 1/0 | |
| 59404 | FYA 2/0 | | 2/0 | |
| 59430 | DYA 6 | Non Fused | 6 | |
| 59431 | DYA 4 | | 4 | |
| 59432 | DYA 2 | | 2 | |
| 59433 | DYA 1/0 | | 1/0 | |
| 59434 | DYA 2/0 | | 2/0 | |



600 volt 30 amp fuse not included. Fused kits accept standard cartridge fuse with 13/32" diameter, 1 1/2" length non-glass type.

Y-TYPE KITS - COPPER RUN COPPER TAP

| UPC Number | Catalog Number | Fused/ Non Fused | Conductor Size (AL Stranded) | Std. Ctn. Qty. |
|------------|----------------|------------------|------------------------------|----------------|
| 59405 | FYC 8 | Fused | 8 | 25 |
| 59406 | FYC 6 | | 6 | |
| 59407 | FYC 4 | | 4 | |
| 59408 | FYC 2 | | 2 | |
| 59409 | FYC 1 | | 1 | |
| 59420 | FYC 1/0 | | 1/0 | |
| 59421 | FYC 2/0 | Non Fused | 2/0 | |
| 59440 | DYC 8 | | 8 | |
| 59441 | DYC 6 | | 6 | |
| 59442 | DYC 4 | | 4 | |
| 59443 | DYC 2 | | 2 | |
| 59444 | DYC 1 | | 1 | |
| 59445 | DYC 1/0 | | 1/0 | |
| 59446 | DYC 2/0 | 2/0 | | |

600 volt 30 amp fuse not included. Fused kits accept standard cartridge fuse with 13/32" diameter, 1 1/2" length non-glass type.

Flood-Seal® Street & Highway Lighting Compression Disconnect Kits

Kit includes connector, fuse clips, dowell, silicone lubricant and rubber insulating cover

YY-TYPE - ALUMINUM

| UPC Number | Catalog Number | Fused/ Non Fused | Conductor Size | | Std. Ctn. Qty. | | |
|------------|----------------|---------------------|----------------|----------|----------------|--|--|
| | | | Main | Tap | | | |
| 60629 | YFA 8 | Fused | #8 | #14 - #6 | 25 | | |
| 60630 | YFA 6 | | #6 | | | | |
| 60631 | YFA 4 | | #4 | | | | |
| 60632 | YFA 2 | | #2 | | | | |
| 60636 | YFA 1/0 | | 1/0 | | | | |
| 60637 | YFA 2/0 | | 2/0 | | | | |
| 61826 | YDA 8 | Non Fused | #8 | | | | |
| 61827 | YDA 6 | | #6 | | | | |
| 61828 | YDA 4 | | #4 | | | | |
| 61829 | YDA 2 | | #2 | | | | |
| 61830 | YDA 1/0 | | 1/0 | | | | |
| 61831 | YDA 2/0 | | 2/0 | | | | |



600 volt 30 amp fuse not included. Fused kits accept standard cartridge fuse with 13/32" diameter, 1 1/2" length non-glass type.

YY-TYPE - COPPER

| UPC Number | Catalog Number | Fused/ Non Fused | Conductor Size | | Std. Ctn. Qty. | | |
|------------|----------------|---------------------|----------------|----------|----------------|--|--|
| | | | Main | Tap | | | |
| 61832 | YFC 8 | Fused | #8 | #14 - #6 | 25 | | |
| 61833 | YFC 6 | | #6 | | | | |
| 61834 | YFC 4 | | #4 | | | | |
| 61835 | YFC 2 | | #2 | | | | |
| 61836 | YFC 1/0 | | 1/0 | | | | |
| 61837 | YFC 2/0 | | 2/0 | | | | |
| 61838 | YDC 8 | Non Fused | #8 | | | | |
| 61839 | YDC 6 | | #6 | | | | |
| 61840 | YDC 4 | | #4 | | | | |
| 61841 | YDC 2 | | #2 | | | | |
| 61842 | YDC 1/0 | | 1/0 | | | | |
| 61938 | YDC 2/0 | | 2/0 | | | | |

600 volt 30 amp fuse not included. Fused kits accept standard cartridge fuse with 13/32" diameter, 1 1/2" length non-glass type.

2

Flood-Seal® Street & Highway Lighting Mechanical Disconnect Kits

Kit includes connector, fuse clips, dowell, silicone lubricant and rubber insulating cover

IN-LINE KITS

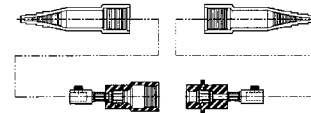
| UPC Number | Catalog Number | Fused/ Non Fused | Conductor Range (Al/Cu) | | Std. Ctn. Qty. |
|------------|----------------|---------------------|----------------------------|----------------------------|----------------|
| | | | Stranded | Solid | |
| 30504 | SLK M | Fused | #12, #10, #8, #6, #4 | #12, #10, #8, #6, #4 | 10 |
| 07020 | SLT M † | | | | |
| 20310 | SDK M | Non Fused | #4 | #4 | |
| 07021 | SDT M † | | | | |



† Indicates twin housing.
600 volt 30 amp fuse not included. Fused kits accept standard cartridge fuse with 13/32" diameter, 1 1/2" length non-glass type.

IN-LINE VARIABLE RANGE KITS

| UPC Number | Catalog Number | Fused/ Non Fused | Conductor Range (Al/Cu) | | Std. Ctn. Qty. |
|------------|-----------------|---------------------|-------------------------|----------|----------------|
| | | | Main | Tap | |
| 90943 | SLK 22 M | Fused | #2 - #14 | #2 - #14 | 10 |
| 09044 | SLK 102 M | | 1/0 - #2 | 1/0 - #2 | |
| 60633 | SLK 1010 M | | #2 - #14 | #2 - #14 | |
| 09045 | SLK 22-60 M * | | 1/0 - #2 | 1/0 - #2 | |
| 09046 | SLK 102-60 M * | | #2 - #14 | #2 - #14 | |
| 09047 | SLK 1010-60 M * | | 1/0 - #2 | 1/0 - #2 | |
| 09048 | SDK 22 M | Non Fused | #2 - #14 | #2 - #14 | 10 |
| 09049 | SDK 102 M | | 1/0 - #2 | 1/0 - #2 | |
| 09050 | SDK 1010 M | | #2 - #14 | #2 - #14 | |



600 volt 30 amp fuse not included. Fused kits accept standard cartridge fuse with 13/32" diameter, 1 1/2" length non-glass type.
* 60 amp fuse max. 60 amp fuses are 2 1/4" long.

Y-TYPE KITS

| UPC Number | Catalog Number | Fused/ Non Fused | Conductor Range (Al/Cu) | | Std. Ctn. Qty. |
|------------|----------------|---------------------|-------------------------|----------|----------------|
| | | | Main | Tap | |
| 30823 | FYU M | Fused | #14 - #2 | #12 - #4 | 10 |
| 20300 | DYU M | Non Fused | #14 - #2 | #12 - #4 | |



600 volt 30 amp fuse not included. Fused kits accept standard cartridge fuse with 13/32" diameter, 1 1/2" length non-glass type.

Y-TYPE MECHANICAL RUN COMPRESSION TAP KITS

| UPC Number | Catalog Number | Fused/ Non Fused | Conductor Range | | Std. Ctn. Qty. |
|------------|----------------|---------------------|-----------------|----------|----------------|
| | | | Main | Tap | |
| 09039 | FYU 6 | Fused | #14 - #2 | #14 - #6 | 10 |
| 09040 | FYU 2 | | | #4 - #2 | |
| 09041 | DYU 6 | Non Fused | | #14 - #6 | |
| 09042 | DYU 2 | | | #4 - #2 | |



600 volt 30 amp fuse not included. Fused kits accept standard cartridge fuse with 13/32" diameter, 1 1/2" length non-glass type.

Flood-Seal® Street & Highway Lighting Mechanical Disconnect Kits

Kit includes connector, fuse clips, dowell, silicone lubricant and rubber insulating cover

YY-TYPE DISCONNECT KITS

| UPC Number | Catalog Number | Fused/ Non Fused | Conductor Range | Std. Ctn. Qty. |
|------------|----------------|------------------|-----------------|----------------|
| 60634 | YFU | Fused | #14 - #4 CU | 10 |
| 60635 | YDU | Non Fused | #14 - #2 AL | |

600 volt 30 amp fuse not included. Fused kits accept standard cartridge fuse with 13/32" diameter, 1 1/2" length non-glass type.



2

Flood-Seal® Insulating Covers



FSS SERIES SUBMERSIBLE SPLICE COVERS

| UPC Number | Catalog Number | Conductor Range | Std. Ctn. Qty. |
|------------|--------------------|-----------------|----------------|
| 14192 | FSS 20 | #14 - 2/0 | 500 |
| 60638 | FSS 20 L | | |
| 14194 | FSS 350 | #14 - 350 | 100 |
| 07089 | FSS 350 L | | |
| 20121 | FSS 500 | #14 - 500 | 50 |
| 14195 | FSS 500 L | | |
| 07105 | FSS 1000 S | #2 - 1500 | 25 |
| 14191 | FSS 1000 | | 20 |
| 60639 | FSS 1000-16 | | 10 |
| 07102 | FSS 1000 L | | |

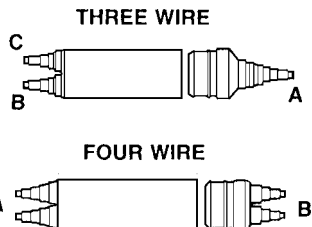


FSS SERIES TWIN TAP THREE & FOUR WIRE COVERS *

| UPC Number | Catalog Number | Conductor Range | | | Std. Ctn. Qty. |
|------------|---------------------|-----------------|-----------|-----------|----------------|
| | | A | B | C | |
| 07010 | FSS 1010-4 | #14 - 1/0 | #14 - 1/0 | N/A | 25 |
| 07011 | FSS 4010-4 | #14 - 250 | | | |
| 07012 | FSS 4010-4 L | #8 - 250 | | | |
| 07197 | FSS 4040 | #14 - 500 | #14 - 250 | #14 - 250 | 50 |
| 07001 | FSS 4040 L | | #8 - 250 | #14 - 2/0 | |
| 07002 | FSS 5010 | | #14 - 2/0 | #14 - 2/0 | 100 |
| 07195 | FSS 5035 | #2 - 1500 | #14 - 500 | #14 - 400 | 25 |
| 60640 | FSS 5035-4 | #14 - 500 | #14 - 400 | N/A | |



* Not UL listed.



Flood-Seal® Cable End Caps

Reusable, watertight, rubber insulating end caps

CAP SERIES

| UPC Number | Catalog Number | Decimal Range | | Std. Ctn. Qty. |
|------------|------------------|---------------|-------|----------------|
| | | Min. | Max. | |
| 14109 | CAP 35 | .250 | .425 | 100 |
| 14110 | CAP 45 | .360 | .562 | |
| 14111 | CAP 55 | .455 | .626 | |
| 14112 | CAP 65 | .575 | .750 | 50 |
| 01534 | CAP 85 | .720 | .973 | |
| 14113 | CAP 95 * | .970 | 1.185 | 25 |
| 14103 | CAP 105 * | 1.120 | 1.400 | |
| 14104 | CAP 125 * | 1.200 | 1.475 | |
| 60641 | CAP 130 * | 1.390 | 1.650 | |
| 14105 | CAP 135 * | 1.465 | 1.750 | |
| 14106 | CAP 145 * | 1.650 | 1.925 | |
| 14107 | CAP 150 * | 1.860 | 2.230 | |
| 14108 | CAP 155 * | 2.150 | 2.500 | |



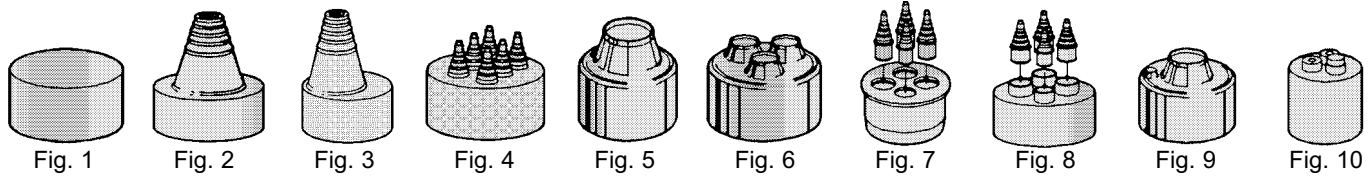
2

* Indicates cap with internal protective button.

Flood-Seal® Pipe/Conduit Seals

Rubber insulating end caps

| UPC Number | Catalog Number | Figure Number | Pipe Size (IPS) | Conductor Range | Decimal Range | # Outlets | Outside Body Length (in.) | Std. Ctn. Qty. |
|------------|----------------|---------------|-----------------|--------------------------------|------------------------------------|-----------|---------------------------|----------------|
| 60642 | CIC 75-3 | 10 | 3/4 | #14 - #10 | .160 - .206 | 3 | 1 1/2 | 25 |
| 60643 | CIC 50-3 | | 1/2 | | | | 1 3/8 | |
| 60644 | CIC 1-4 | 4 | 1 | #14 - #4 | .160 - .380 | 4 | 2 13/32 | 25 |
| 60645 | CIC 125 | 5 | 1 1/4 | - | .625 - 1.030 | 1 | 1 1/4 | |
| 60646 | CIC 150 | | 1 1/2 | | | | 1 3/8 | |
| 60647 | CIC 15-320 | 6 | 1 1/2 | #2 - 2/0 | .370 - .580 | 3 | 1 3/8 | 25 |
| 60648 | CIC 15-420 | | | | | 4 | | |
| 60649 | C 5230 | 4 | 2 | (2) #14 - 1/0 (1) #14 - 350 | .160 - .540 .160 - .910 | 3 | 1 1/2 | 25 |
| 60650 | C 5035 | | | (1) #14 - 400 (1) #14 - 500 | .160 - .980 .160 - 1.175 | 2 | 1 15/16 | |
| 60651 | C 5231 | 5 | 2 | (3) #14 - 350 (1) #14 - 4/0 | .160 - .980 .160 - .690 | 4 | 1 15/16 | 25 |
| 60652 | CIC 200 | | | - | 1.093 - 1.562 | 1 | 1 1/4 | |
| 60653 | CIC 201 | 7 | 2 1/2 | 300 - 1500 | .760 - 1.880 | 1 | 2 1/8 | 25 |
| 60654 | PS 2 | | | | | 1 | 6 1/8 | |
| 60655 | 3133 | 4 | 2 1/2 | #2 - 4/0 | .390 - .690 | 4 | 2 1/4 | 25 |
| 60656 | 3133-6 | | | | | 0 | | |
| 60657 | CIC 25-440 | 7 | 2 1/2 | N/A | N/A | 0 | | 25 |
| 60658 | CAP 250 | | | | | | | |
| 60659 | PS 25 | 2 | 3 | (2) #14 - 350 (1) #14 - 250 | .160 - .980 .160 - .765 | 3 | 1 3/16 | 25 |
| 60660 | 3135 | | | 350 - 2000 | .830 - 2.234 | 1 | | |
| 60661 | CAP 300 | 6 | 3 | - | 1.093 - 1.562 | 3 | 2 1/2 | 25 |
| 60662 | CVC 3 | | | | | | | |
| 60663 | CNC 3-1 G | 9 | 3 | - | (1) 1.031-1.531 (1) .280 - .420 | 2 | 2 5/8 | 25 |
| 14311 | PS 3 | | | | | | | |
| 14312 | PSX 3 | 8 | 3 1/2 | (3) #14 - 350 (1) #14 - 250 | .160 - .980 .160 - .765 | 4 | 1 3/16 | 25 |
| 60664 | PSX 35 | | | | | | | |
| 60665 | 3138 | 4 | 4 | #14 - 400 | .160 - .980 | 6 | 2 | 25 |
| 60666 | 6318 | | | | | | | |
| 60667 | CAP 400 | 9 | 4 | - | 1.500 - 3.00 | 1 | 2 11/16 | 25 |
| 60668 | CNC 4-1 G | | | | | | | |
| 60669 | CVC 4 | 6 | 5 | - | (1) 1.031-1.531 (1) .280 - .420 | 2 | 2 5/8 | 25 |
| 60670 | PS 4 | | | | | | | |
| 60671 | CIC 401 | 7 | 5 | (3) #14 - 500 (1) #14 - 350 | .160 - 1.175 .160 - .980 | 4 | 1 3/4 | 25 |
| 60672 | CAP 500 | | | | | | | |
| 60673 | CVC 5 | 1 | 6 | - | .830 - 2.234 | 1 | 3 1/8 | 25 |
| 60674 | PS 5 | | | | | | | |
| 60675 | PS 6 | 7 | 6 | N/A | N/A | 0 | 2 5/16 | 25 |
| | | | | | | | | |
| | | 6 | 6 | (3) #2 - 1500 (1) #14 - 500 | .370 - 1.600 .160 - 1.175 | 4 | 2 1/8 | 25 |
| | | | | | | | | |
| | | | | #2 - 1500 | .370 - 1.600 | | 2 1/2 | |





URD Multi-Port Bus Connectors & Covers

Sweetheart® Mechanical Connectors
Multi-Seal™ Multi-Port Connectors
Barracuda™ Insulation Piercing Connectors
Flood-Seal® Service Entrance Connectors
Flood-Seal® Terminal Kits
Flood-Seal® Accessories
Flood-Seal® Bus Connectors
Flood-Seal® Service Clusters

Aluminum Flood-Seal® Mechanical Connectors

Dual-rated, PVC insulated, prefilled with oxide inhibitor



SHC 350 SERIES

| UPC Number | Catalog Number | Conductor Range | # Outlets | Std. Ctn. Qty. |
|------------|----------------|--|-----------|----------------|
| 14379 | SHC 3 | Feeder #6 - 350 (cable range when using SL tap is 1/0 - 350) | 3 | 3 |
| 21912 | SHC 4 | | 4 | |
| 14381 | SHC 5 | Tap #4 - 2/0 | 5 | |
| 10486 | SHC 6 | | 6 | |
| 14572 | SHC 8 | SL #14 Sol. - #6 | 8 | |



Connector supplied with insulating rockets.

3

SHC 350-21 SERIES

| UPC Number | Catalog Number | Conductor Range | # Outlets | Std. Ctn. Qty. |
|------------|------------------|--|-----------|----------------|
| 31304 | SHC 21 | Feeder #6 - 350 (cable range when using SL tap is 1/0 - 350) | 2 | 3 |
| 59451 | SHC 22 | | 4 | |
| 59452 | SHC 121 | Tap #4 - 2/0 | 3 | |
| 59453 | SHC 212 | | 3 | |
| 59454 | SHC 2112 | SL #14 Sol. - #6 | 4 | |
| 59455 | SHC 21212 | | 5 | |



Connector supplied with insulating rockets.

SHC 500 SERIES

| UPC Number | Catalog Number | Conductor Range | # Outlets | Std. Ctn. Qty. |
|------------|------------------|-----------------|-----------|----------------|
| 59460 | SHC 500-2 | #2 - 500 | 2 | 3 |
| 59461 | SHC 500-3 | | 3 | |
| 59462 | SHC 500-4 | | 4 | |
| 59463 | SHC 500-5 | | 5 | |
| 59466 | SHC 500-6 | | 6 | |
| 59465 | SHC 500-8 | | 8 | |




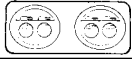
Connector supplied with insulating rockets.

Aluminum Flood-Seal® Mechanical Connectors

Dual-rated, PVC insulated, prefilled with oxide inhibitor






SHC DOUBLE 4/0 SERIES

| UPC Number | Catalog Number | Style | Conductor Range | Std. Ctn. Qty. |
|------------|----------------|---|-----------------|----------------|
| 60676 | SHC 240 |  | #4 - 4/0 | 10 |
| 60677 | SHC 440 |  | | |



Connector supplied with insulating rockets.

SHC 500 SERIES WITH 4/0 SERVICE

| UPC Number | Catalog Number | Style | Conductor Range | Std. Ctn. Qty. |
|------------|----------------|---|-----------------|----------------|
| 60678 | SHC 500-240 SL |  | Feeder #2 - 500 | 10 |
| 60679 | SHC 500-440 SL |  | Tap #4 - 4/0 | 3 |
| 60680 | SHC 500-640 SL |  | SL #14 - #4 | |



Connector supplied with insulating rockets.

Aluminum Flood-Seal® Twin Screw Mechanical Connectors

Dual-rated, PVC insulated, prefilled with oxide inhibitor



UH 350 SERIES - ONE WAY CONFIGURATION

| UPC Number | Catalog Number | Conductor Range | # Outlets | Std. Ctn. Qty. |
|------------|----------------|-----------------|-----------|----------------|
| 60681 | UH 2 R | #6 - 350 | 2 | 20 |
| 60682 | UH 3 R | | 3 | |
| 60683 | UH 4 R | | 4 | 15 |
| 60684 | UH 5 R | | 5 | |
| 60685 | UH 6 R | | 6 | 10 |
| 60686 | UH 8 R | | 8 | |

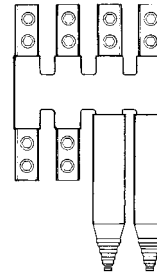


Connector supplied with insulating rockets.

3

UH 350 SERIES - TWO WAY CONFIGURATION

| UPC Number | Catalog Number | Conductor Range | # Outlets | Std. Ctn. Qty. |
|------------|----------------|-----------------|-----------|----------------|
| 60687 | UH 22 R | #6 - 350 | 4 | 5 |
| 60688 | UH 33 R | | 6 | |
| 60689 | UH 44 R | | 8 | 3 |
| 60690 | UH 55 R | | 10 | |
| 60691 | UH 66 R | | 12 | |
| 60692 | UH 88 R | | 16 | |



Connector supplied with insulating rockets.

UH 500 SERIES - ONE WAY CONFIGURATION

| UPC Number | Catalog Number | Conductor Range | # Outlets | Std. Ctn. Qty. |
|------------|----------------|-----------------|-----------|----------------|
| 59470 | UH 500-2 R | #2 - 500 | 2 | 3 |
| 59471 | UH 500-3 R | | 3 | |
| 59472 | UH 500-4 R | | 4 | |
| 59473 | UH 500-5 R | | 5 | |
| 59474 | UH 500-6 R | | 6 | |
| 59475 | UH 500-8 R | | 8 | |



Connector supplied with insulating rockets.

UH 750 SERIES

| UPC Number | Catalog Number | Conductor Range | # Outlets | Std. Ctn. Qty. |
|------------|----------------|-----------------|-----------|----------------|
| 60693 | UH 750-4 SLR | 1/0 - 750 | 4 | 25 |
| 60694 | UH 750-6 SLR | SL #14 - #2 | 6 | |



Connector supplied with insulating rockets.



Aluminum Flood-Seal® Mechanical Connectors

Dual-rated, PVC insulated, prefilled with oxide inhibitor



UH 750 SERIES WITH 4/0 SERVICES

| UPC Number | Catalog Number | Conductor Range | Std. Ctn. Qty. |
|------------|----------------|--|----------------|
| 60695 | UH 750-240 SLR | Feeder 1/0 - 750 Tap #12 - 4/0 SL #14 - #4 | 3 |
| 60696 | UH 750-440 SLR | | |
| 60697 | UH 750-640 SLR | | |

Connector supplied with insulating rockets.



UH 750 SERIES WITH 350 SERVICES

| UPC Number | Catalog Number | Conductor Range | Std. Ctn. Qty. |
|------------|----------------|---|----------------|
| 60698 | UH 750-235 SLR | Feeder 1/0 - 750 Tap #6 - 350 SL #14 - #4 | 3 |
| 60699 | UH 750-435 SLR | | |
| 60700 | UH 750-635 SLR | | |

Connector supplied with insulating rockets.

Aluminum Flood-Seal® Mechanical Connectors

Dual-rated, PVC insulated, prefilled with oxide inhibitor



UH 1000 SERIES - TWIN SCREW ONE WAY CONFIGURATION

| UPC Number | Catalog Number | Conductor Range | # Outlets | Std. Ctn. Qty. |
|------------|----------------|-----------------|-----------|----------------|
| 60701 | UH 1000-2 R | #2 - 1000 | 2 | 5 |
| 60702 | UH 1000-4 R | | 4 | 3 |
| 14606 | UH 1000-6 R | | 6 | 2 |
| 60703 | UH 1000-8 R | | 8 | |



Connector supplied with insulating rockets.

3

UH 1000 SERIES - TWIN SCREW TWO WAY CONFIGURATION

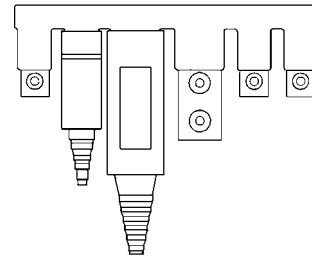
| UPC Number | Catalog Number | Conductor Range | # Outlets | Std. Ctn. Qty. |
|------------|----------------|-----------------|-----------|----------------|
| 60704 | UH 1000-22 R | #2 - 1000 | 4 | 3 |
| 60705 | UH 1000-33 R | | 6 | |
| 60706 | UH 1000-44 R | | 8 | 1 |
| 60707 | UH 1000-55 R | | 10 | |
| 60708 | UH 1000-66 R | | 12 | |
| 60709 | UH 1000-88 R | | 16 | |



Connector supplied with insulating rockets.

UH 1000 SERIES WITH 350 SERVICES

| UPC Number | Catalog Number | Conductor Range | # Outlets | Std. Ctn. Qty. |
|------------|----------------|------------------|-----------|----------------|
| 60710 | UH 1000-21 R | Feeder #2 - 1000 | 3 | 25 |
| 60711 | UH 1000-222 R | Tap #6 - 350 | 6 | |
| 60712 | UH 1000-242 R | SL #14 - #6 | 8 | |



Connector supplied with insulating rockets.


Aluminum Flood-Seal® Multi-Port Connector

Dual-rated, rubber insulated



RAB 1/0 SERIES

| UPC Number | Catalog Number | Conductor Range | # Outlets | Std. Ctn. Qty. |
|------------|----------------|-----------------|-----------|----------------|
| 35041 | RAB 1/0-2 | #14 - 1/0 | 2 | 25 |
| 35042 | RAB 1/0-3 | | 3 | |
| 35043 | RAB 1/0-4 | | 4 | |
| 35045 | RAB 1/0-5 | | 5 | |
| 35046 | RAB 1/0-6 | | 6 | |
| 60713 | RAB 1/0-7 | | 7 | |
| 35101 | RAB 1/0-8 | | 8 | |
| 60714 | RAB 1/0-9 | | 9 | 10 |
| 35103 | RAB 1/0-10 | | 10 | |
| 60715 | RAB 1/0-21 | | 3 | |
| 35104 | RAB 1/0-22 | | 4 | |
| 60716 | RAB 1/0-31 | | 4 | |
| 60717 | RAB 1/0-32 | | 5 | |
| 35105 | RAB 1/0-33 | | 6 | |
| 60718 | RAB 1/0-42 | 6 | | |



RAB 350 SERIES - EZ VIEW CONDUCTOR PORTS

| UPC Number | Catalog Number | Conductor Range | # Outlets | Std. Ctn. Qty. |
|------------|----------------|-----------------|-----------|----------------|
| 60719 | RAB 2 | #12 Sol. - 350 | 2 | 10 |
| 60720 | RAB 3 | | 3 | |
| 05116 | RAB 4 | | 4 | |
| 60721 | RAB 5 | | 5 | |
| 05119 | RAB 6 | | 6 | |
| 05121 | RAB 8 | | 8 | |
| 35108 | RAB 10 | | 10 | |



Comes standard with inward-seal rockets. For outward seal rockets, please consult the factory.

RABP 350 SERIES

| UPC Number | Catalog Number | Conductor Range | # Useable Outlets | Exposed Pin Size | Std. Ctn. Qty. |
|------------|----------------|-----------------|-------------------|------------------|----------------|
| 35109 | RABP 4350 | #12 Sol. - 350 | 4 | 1/2 x 2 | 20 |
| 35110 | RABP 5350 | | 5 | | |
| 60722 | RABP 6350 | | 6 | | |



Aluminum Flood-Seal® Multi-Port Connector

Dual-rated, rubber insulated



RXL 350 SERIES - WIDER PORT SPACING

| UPC Number | Catalog Number | Conductor Range | # Outlets | Std. Ctn. Qty. |
|------------|----------------|-----------------|-----------|----------------|
| 60724 | RXL 2 | #12 - 350 | 2 | 25 |
| 60725 | RXL 3 | | 3 | |
| 14342 | RXL 4 | | 4 | |
| 60726 | RXL 5 | | 5 | |
| 14343 | RXL 6 | | 6 | |
| 60727 | RXL 8 | | 8 | |



3


RAB 500 SERIES

| UPC Number | Catalog Number | Conductor Range | # Outlets | Std. Ctn. Qty. |
|------------|----------------|-----------------|-----------|----------------|
| 60723 | RAB 35 | #12 Sol. - 500 | 3 | 5 |
| 14498 | RAB 45 | | 4 | |
| 05118 | RAB 55 | | 5 | |
| 14498 | RAB 65 | | 6 | |
| 05122 | RAB 85 | | 8 | |



RXL 600 SERIES

| UPC Number | Catalog Number | Conductor Range | # Outlets | Std. Ctn. Qty. |
|------------|----------------|-----------------|-----------|----------------|
| 60728 | RXL 600-3 | #6 - 600 | 3 | 25 |
| 60729 | RXL 600-4 | | 4 | |
| 60730 | RXL 600-5 | | 5 | |
| 60731 | RXL 600-6 | | 6 | |
| 60732 | RXL 600-31 | | 4 | |
| 60733 | RXL 600-22 | | 4 | |
| 60734 | RXL 600-33 | | 6 | |
| 60735 | RXL 600-42 | | 6 | |



Aluminum Flood-Seal® Multi-Port Connector

Dual-rated, rubber insulated



RXM 1000 SERIES

| UPC Number | Catalog Number | Conductor Range | # Outlets | Std. Ctn. Qty. |
|------------|----------------|-----------------|-----------|----------------|
| 70736 | RXM 2 | #2 Sol. - 1000 | 2 | 10 |
| 14513 | RXM 4 | | 4 | 4 |
| 05126 | RXM 6 | | 6 | |
| 05128 | RXM 8 | | 8 | |
| 70737 | RXM 10 | | 10 | 2 |
| 70738 | RXM 12 | | 12 | |
| 70739 | RXM 22 | | 4 | 4 |
| 70740 | RXM 31 | | 4 | |
| 70741 | RXM 33 | | 6 | |
| 70742 | RXM 42 | | 6 | |
| 01777 | RXM 44 | | 8 | |
| 01778 | RXM 66 | | 12 | |

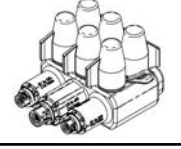

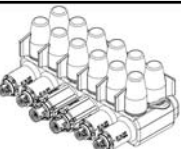


Aluminum Underground Insulation Piercing Connectors

Dual-rated, rubber insulated, shear-head bolts

BARRACUDA™

RIPC SERIES

| UPC Number | Catalog Number | Style | Conductor Range | | Torque in. lb. | Std. Ctn. Qty. |
|------------|----------------|---|-----------------|----------|----------------|----------------|
| | | | Main | Service | | |
| 05139 | RIPC 350-111 |  | | | | |
| 05140 | RIPC 350-212 |  | #2 - 350 | #6 - 4/0 | 185 | 3 |
| 05141 | RIPC 350-222 |  | | | | |



RIPC 350-4111

3

Aluminum Flood-Seal® 95 Series Service Entrance Connector

Dual-rated, rubber insulated

FS 95 SERIES - FOR ONE HOLE LUGS UP TO 350 KCMIL

| UPC Number | Catalog Number | # Outlets | Std. Ctn. Qty. |
|------------|----------------|-----------|----------------|
| 60743 | FS 95-2 | 2 | 25 |
| 60744 | FS 95-3 | 3 | |
| 60745 | FS 95-4 | 4 | |
| 60746 | FS 95-5 | 5 | |
| 60747 | FS 95-6 | 6 | 10 |
| 60748 | FS 95-7 | 7 | |
| 60749 | FS 95-8 | 8 | |
| 60750 | FS 95-9 | 9 | 5 |
| 60751 | FS 95-10 | 10 | |

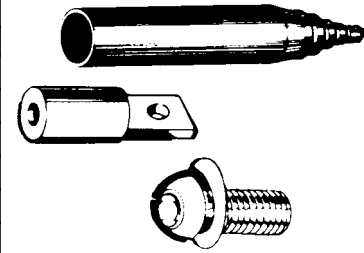


*Rubber insulating caps are supplied on all but one tap outlet.
Does not include hardware. See next page for Flood-Seal 95 Series Terminal Kit.*

Flood-Seal® 95 Series Terminal Kit

Kit includes dual-rated aluminum center formed lug, 3/8 Allen head mounting bolt, belleville washer and insulating rocket

| UPC Number | Catalog Number | Conductor Size | Std. Ctn. Qty. |
|------------|----------------|----------------|----------------|
| 60752 | HL 10-38 CS | #12 Str. | 25 |
| 60753 | CFG 8 CS | #8 Str. | |
| 60754 | CFG 6 CS | #6 Str. | |
| 14275 | CFG 4 CS | #4 Str. | |
| 60755 | CFG 2 CS | #2 Str. | |
| 60756 | CFG 1 CS | #1 Str. | |
| 60757 | CFG 1/0 CS | 1/0 Str. | |
| 60758 | CFK 1/0 CS | | |
| 60759 | CFK 2/0 CS | 2/0 Str. | |
| 60760 | CFK 3/0 CS | 3/0 Str. | |
| 60761 | CFK 4/0 CS | 4/0 Str. | |
| 60762 | CFK 250 CS | 250 | |
| 60763 | CFB 250 CS | | |
| 60764 | CFB 300 CS | 300 | |
| 60765 | CFB 350 CS | 350 | |



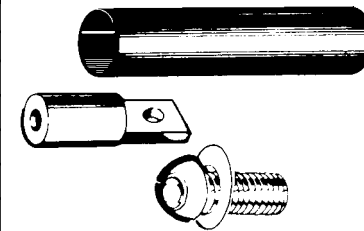
For a hex head bolt, add suffix "H" to the catalog number.

3

Heat-Shrink 95 Series Terminal Kit

Kit includes dual-rated aluminum center formed lug, 3/8 Allen head mounting bolt, belleville washer and heat shrink tubing

| UPC Number | Catalog Number | Conductor Size | Std. Ctn. Qty. |
|------------|----------------|----------------|----------------|
| 60766 | CFG 8 HS | #8 Str. | 25 |
| 60767 | CFG 6 HS | #6 Str. | |
| 60768 | CFG 4 HS | #4 Str. | |
| 60769 | CFG 2 HS | #2 Str. | |
| 60770 | CFG 1 HS | #1 Str. | |
| 60771 | CFG 1/0 HS | 1/0 Str. | |
| 60772 | CFK 1/0 HS | | |
| 60773 | CFK 2/0 HS | 2/0 Str. | |
| 60774 | CFK 3/0 HS | 3/0 Str. | |
| 60775 | CFK 4/0 HS | 4/0 Str. | |
| 60776 | CFK 250 HS | 250 | |
| 60777 | CFB 250 HS | | |
| 60778 | CFB 300 HS | 300 | |
| 60779 | CFB 350 HS | 350 | |



For a hex head bolt, add suffix "H" to the catalog number.

Aluminum Flood-Seal® 125 Series Service Entrance Connectors

Dual-rated, rubber insulated, complete with lug mounting hardware

FS 125 SERIES - FOR ONE HOLE LUGS UP TO 500 KCMIL

| UPC Number | Catalog Number | # Outlets | Std. Ctn. Qty. |
|------------|------------------|-----------|----------------|
| 60780 | FS 2-125 | 2 | 10 |
| 14181 | FS 3-125 | 3 | |
| 14285 | FS 4-125 | 4 | |
| 60781 | FS 5-125 | 5 | |
| 00920 | FS 6-125 | 6 | 5 |
| 60782 | FS 7-125 | 7 | |
| 00921 | FS 8-125 | 8 | |
| 60783 | FS 9-125 | 9 | |
| 60784 | FS 10-125 | 10 | |



Connector supplied with CS 2011 insulating rockets.
Refer to page 77 for FS 125 Series accessories.

FSN 125 SERIES - FOR TWO HOLE NEMA LUGS UP TO 500 KCMIL

| UPC Number | Catalog Number | # Outlets | Std. Ctn. Qty. |
|------------|-------------------|-----------|----------------|
| 10460 | FSN 2-125 | 2 | 25 |
| 60785 | FSN 3-125 | 3 | 10 |
| 60786 | FSN 4-125 | 4 | 5 |
| 14189 | FSN 5-125 | 5 | |
| 60787 | FSN 6-125 | 6 | |
| 60788 | FSN 7-125 | 7 | |
| 60789 | FSN 8-125 | 8 | |
| 60790 | FSN 9-125 | 9 | |
| 60791 | FSN 10-125 | 10 | |



Add suffix "AWR" to the catalog number for complete assembly with CSN 2011 insulating rockets. Consult the factory for pricing, or order rockets separately.
Refer to page 77 for FS 125 Series accessories.

Aluminum Flood-Seal® 125 Series Service Entrance Connectors

Dual-rated, PVC insulated, complete with lug mounting hardware

FS 125 SERIES - FOR ONE HOLE LUGS UP TO 500 KCMIL, TWO WAY CONFIGURATION

| UPC Number | Catalog Number | # Outlets | Std. Ctn. Qty. |
|------------|-----------------|-----------|----------------|
| 60792 | FS 11-48 | 2 | 10 |
| 60793 | FS 22-48 | 4 | |
| 60794 | FS 33-48 | 6 | |
| 60795 | FS 44-48 | 8 | |
| 60796 | FS 55-48 | 10 | 5 |
| 60797 | FS 66-48 | 12 | 3 |
| 60798 | FS 77-48 | 14 | |
| 60799 | FS 88-48 | 16 | 2 |
| 60800 | FS 99-48 | 18 | 1 |
| 60801 | FS 00-48 | 20 | |



Connector supplied with CS 2011 insulating rockets.
Refer to page 77 for FS 125 Series accessories.

FSN 125 SERIES - FOR TWO HOLE NEMA LUGS UP TO 500 KCMIL, TWO WAY CONFIGURATION

| UPC Number | Catalog Number | # Outlets | Std. Ctn. Qty. |
|------------|------------------|-----------|----------------|
| 60802 | FSN 11-48 | 2 | 10 |
| 60803 | FSN 22-48 | 4 | |
| 60804 | FSN 33-48 | 6 | 5 |
| 60805 | FSN 44-48 | 8 | |
| 60806 | FSN 55-48 | 10 | |
| 60807 | FSN 66-48 | 12 | 3 |
| 60808 | FSN 77-48 | 14 | |
| 60809 | FSN 88-48 | 16 | |
| 60810 | FSN 99-48 | 18 | |
| 60811 | FSN 00-48 | 20 | |












Add suffix "AWR" to the catalog number for complete assembly with CSN 2011 insulating rockets. Consult the factory for pricing, or order rockets separately.
Refer to page 77 for FS 125 Series accessories.

3

Aluminum Flood-Seal® 125 Series Service Entrance Connectors

Dual-rated, insulated, complete with lug mounting hardware

FS 125 SERIES - RUBBER INSULATED, WITH TWO HOLE FEEDER UP TO 500 KCMIL

| UPC Number | Catalog Number | Style | Std. Ctn. Qty. |
|------------|----------------|---|----------------|
| 60812 | FS 21-125 |  | 3 |
| 60813 | FS 31-125 |  | |
| 60814 | FS 41-125 |  | 10 |
| 60815 | FS 111-125 |  | |
| 60816 | FS 212-125 |  | |
| 60817 | FS 313-125 |  | 3 |
| 60818 | FS 414-125 |  | |
| 60819 | FS 222-125 |  | |
| 60820 | FS 323-125 |  | |

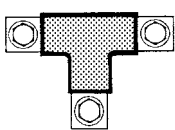


Add suffix "AWR" to the catalog number for complete assembly with CS 2011 & CSN 2011 insulating rockets. Consult the factory for pricing, or order rockets separately. Refer to page 77 for FS 125 Series accessories.

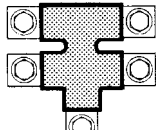
FS 125 PVC INSULATED SERIES - TWO WAY CONFIGURATION



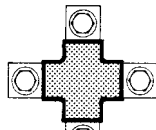
Please consult the factory for pricing.



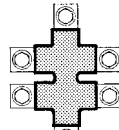
Type T



Type TT



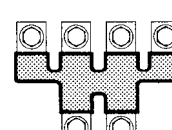
Type X



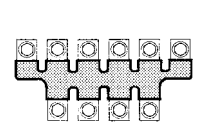
Type XX



Type Y



Type Y



Type Y

Flood-Seal® 125 Series Accessories

For use with all 125 Series connectors

ALUMINUM LUGS



AL Series
See pages 3 - 5



SA Series
See pages 7 - 8

COPPER LUGS



L & L-N Series
See pages 29 - 30

3

Flood-Seal® Insulating Rockets

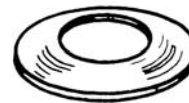
CS & FS SERIES

| UPC Number | Catalog Number | For Bus Series | Std. Ctn. Qty. |
|------------|----------------|----------------|----------------|
| 14280 | CS 2277 | 95 | 100 |
| 03111 | CSN 2277 | | |
| 14279 | CS 2011 | 125 | |
| 14141 | CSN 2011 | | |
| 60821 | CS 4197 | | |



BELLEVILLE WASHER - STAINLESS STEEL

| UPC Number | Catalog Number | Size | Std. Ctn. Qty. |
|------------|----------------|------|----------------|
| 60824 | WBS 106 | 1/2 | 50 |



Aluminum Flood-Seal® 175 Series Service Entrance Connectors

Dual-rated, rubber insulated, complete with lug mounting hardware

FS 175 SERIES - FOR TWO HOLE NEMA LUGS UP TO 1000 KCMIL, ONE WAY CONFIGURATION


| UPC Number | Catalog Number | # Outlets | Std. Ctn. Qty. |
|------------|-----------------|-----------|----------------|
| 03180 | FS 175-2 | 2 | 10 |
| 03181 | FS 175-3 | 3 | |
| 03182 | FS 175-4 | 4 | 5 |
| 03183 | FS 175-5 | 5 | |
| 03184 | FS 175-6 | 6 | 4 |
| 60825 | FS 175-7 | 7 | 2 |
| 03185 | FS 175-8 | 8 | |



Add suffix "AWR" to the catalog number for complete assembly with FS 1175 insulating rockets. Consult the factory for pricing, or order rockets separately. Refer to page 81 for FS 175 Series accessories. Use FS 175 DPK adapter kit for two conductors per outlet. See page 81.

FS 175 SERIES - FOR TWO HOLE NEMA LUGS UP TO 1000 KCMIL, TWO WAY CONFIGURATION

| UPC Number | Catalog Number | # Outlets | Std. Ctn. Qty. |
|------------|--------------------|-----------|----------------|
| 03130 | FS 22-175 | 4 | 2 |
| 03131 | FS 33-175 | 6 | |
| 03132 | FS 44-175 | 8 | 1 |
| 03133 | FS 55-175 | 10 | |
| 14186 | FS 66-175 | 12 | |
| 03135 | FS 88-175 | 16 | |
| 03136 | FS 1010-175 | 20 | |
| 03137 | FS 1212-175 | 24 | |



Add suffix "AWR" to the catalog number for complete assembly with FS 1175 insulating rockets. Consult the factory for pricing, or order rockets separately. Refer to page 81 for FS 175 Series accessories. Use FS 175 DPK adapter kit for two conductors per outlet. See page 81.

Copper Flood-Seal® 175 Series Service Entrance Connectors

Dual-rated, rubber insulated, complete with lug mounting hardware

FS 175 SERIES - FOR TWO HOLE NEMA LUGS UP TO 1000 KCMIL, ONE WAY CONFIGURATION

| UPC Number | Catalog Number | # Outlets | Std. Ctn. Qty. |
|------------|--------------------|-----------|----------------|
| 03160 | FS 175-2 CU | 2 | 5 |
| 03161 | FS 175-3 CU | 3 | |
| 03162 | FS 175-4 CU | 4 | 3 |
| 03163 | FS 175-5 CU | 5 | |
| 03164 | FS 175-6 CU | 6 | 1 |
| 60826 | FS 175-7 CU | 7 | |
| 03165 | FS 175-8 CU | 8 | |



Add suffix "AWR" to the catalog number for complete assembly with FS 1175 insulating rockets. Consult the factory for pricing, or order rockets separately. Refer to page 81 for FS 175 Series accessories.

Use FS 175 DPK adapter kit for two conductors per outlet. See page 81.

FS 175 SERIES - FOR TWO HOLE NEMA LUGS UP TO 1000 KCMIL, TWO WAY CONFIGURATION

| UPC Number | Catalog Number | # Outlets | Std. Ctn. Qty. |
|------------|-----------------------|-----------|----------------|
| 03170 | FS 22-175 CU | 4 | 2 |
| 00926 | FS 33-175 CU | 6 | |
| 00932 | FS 44-175 CU | 8 | 1 |
| 03173 | FS 55-175 CU | 10 | |
| 40157 | FS 66-175 CU | 12 | |
| 03175 | FS 88-175 CU | 16 | |
| 03176 | FS 1010-175 CU | 20 | |
| 03177 | FS 1212-175 CU | 24 | |



Add suffix "AWR" to the catalog number for complete assembly with FS 1175 insulating rockets. Consult the factory for pricing, or order rockets separately. Refer to page 81 for FS 175 Series accessories.

Use FS 175 DPK adapter kit for two conductors per outlet. See page 81.

3

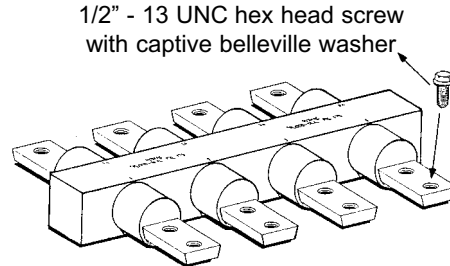
Flood-Seal® 175 Series Bus Connectors

Rubber insulated

FXL 175 ALUMINUM SERIES - FOR TWO HOLE NEMA LUGS UP TO 1000 KCMIL

| UPC Number | Catalog Number | # Outlets | Std. Ctn. Qty. |
|------------|----------------|-----------|----------------|
| 60827 | FXL 22-175 | 4 | 3 |
| 60828 | FXL 33-175 | 6 | |
| 60829 | FXL 44-175 | 8 | 2 |
| 60830 | FXL 66-175 | 12 | |

Order insulating rockets separately. Refer to next page.



FXL 175 COPPER SERIES - FOR TWO HOLE NEMA LUGS UP TO 1000 KCMIL

| UPC Number | Catalog Number | # Outlets | Std. Ctn. Qty. |
|------------|----------------|-----------|----------------|
| 60831 | FXL 22-175 CU | 4 | 1 |
| 60832 | FXL 33-175 CU | 6 | |
| 60833 | FXL 44-175 CU | 8 | |
| 60834 | FXL 66-175 CU | 12 | |

Order insulating rockets separately. Refer to next page.

Flood-Seal® 175 Series Accessories

For use with all 175 Series connectors

ALUMINUM TWO HOLE LUGS



AL-N Series
See pages 4 - 5



SA Series
See page 8

COPPER TWO HOLE LUGS



L-N Series
See page 30

3

Flood-Seal® Insulating Rockets

CS & FS SERIES

| UPC Number | Catalog Number | For Bus Series | Std. Ctn. Qty. |
|------------|----------------|----------------|----------------|
| 14284 | FS 1175 S | 175 | 50 |
| 00950 | FS 1175 | | |
| 03121 | FS 1175 L | | 20 |



CS TWIN TOWER SERIES

| UPC Number | Catalog Number | For Bus Series | Std. Ctn. Qty. |
|------------|----------------|----------------|----------------|
| 14143 | CST 3095 | 175 | 100 |
| 60836 | CST 3136 | | |
| 60837 | CSN 3095 | | |

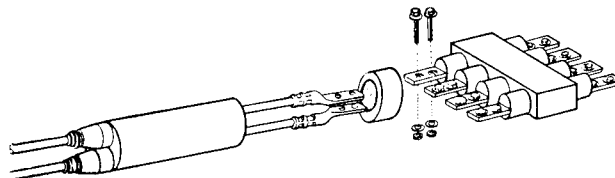


Flood-Seal® 175 Series Adapter Kit

Rubber insulated aluminum kit includes twin tower rocket, adapter ring and new hardware

| UPC Number | Catalog Number | Std. Ctn. Qty. |
|------------|----------------|----------------|
| 60838 | FS 175 DPK | 10 |

Connector not included.



Flood-Seal® Direct Buried Service Clusters

CL SERIES

| UPC Number | Catalog Number | A Secondary | B Services | Std. Ctn. Qty. |
|------------|----------------|-------------|------------|----------------|
| 60839 | CL 4 | 4/0 | 1/0 | 3 |
| 60840 | CL 7 | 350 | | |





Above-Ground Pedestal Connectors & Covers

EZ Keeper® Connectors
Set Screw Bar Connectors
ZeeBar® Connectors
Encapsulated Multi-Tap Cable Blocks
Encapsulated Splices/Reducers
Pedestal Hub Connectors
Insulating Covers

Aluminum Lay-In Pedestal Connectors

Dual-rated

EZ KEEPER®

ABCK SERIES

| UPC Number | Catalog Number | Conductor Range | # Outlets | Std. Ctn. Qty. |
|------------|-----------------------|-----------------|-----------|----------------|
| 60841 | ABCK 640 | #6 - 4/0 | 6 | 25 |
| 60842 | ABCK 6350 | #6 - 350 | | |
| 60843 | ABCK 6600 | #2 - 600 | | |
| 60844 | ABCK 6600 DS * | | | |



* "DS" suffix indicates double set screws

Aluminum Set Screw Bar Pedestal Connectors

Dual-rated

ABC SERIES - IN-LINE BAR

| UPC Number | Catalog Number | Conductor Range | # Outlets | Boot Number | Std. Ctn. Qty. |
|------------|----------------|-----------------|-----------|-------------|----------------|
| 60845 | ABC 240 | #6 - 250 | 2 | BB 10 | 50 |
| 60846 | ABC 340 | | 3 | | |
| 60847 | ABC 440 | | 4 | | |
| 60848 | ABC 540 | | 5 | BB 11 | |
| 60849 | ABC 640 | | 6 | | |
| 60850 | ABC 740 | | 7 | BB 12 | |
| 60851 | ABC 840 | | 8 | | |
| 60852 | ABC 2350 | | #12 - 350 | 2 | |
| 05003 | ABC 3350 | 3 | | | |
| 05005 | ABC 4350 | 4 | | | |
| 05007 | ABC 5350 | 5 | | BB 11 | |
| 05008 | ABC 6350 | 6 | | | |
| 60853 | ABC 7350 | 7 | | BB 12 | |
| 60854 | ABC 8350 | 8 | | | |
| 60855 | ABC 2500 | #6 - 500 | | 2 | |
| 05004 | ABC 3500 | | 3 | | |
| 05006 | ABC 4500 | | 4 | | |
| 60856 | ABC 5500 | | 5 | BB 11 | |
| 05010 | ABC 6500 | | 6 | | |
| 60857 | ABC 7500 | | 7 | BB 14 | |
| 05013 | ABC 8500 | | 8 | | |
| 60858 | ABC 2750 | | 1/0 - 750 | 2 | BB 10 |
| 60859 | ABC 3750 | 3 | | BB 13 | |
| 60860 | ABC 4750 | 4 | | | |
| 60861 | ABC 5750 | 5 | | BB 12 | 10 |
| 60862 | ABC 6750 | 6 | | BB 14 | |
| 60863 | ABC 7750 | 7 | | BB 15 | |
| 60864 | ABC 8750 | 8 | | | |



Add suffix "SL" to catalog number (e.g. ABC 240 SL) for streetlight outlet (#4 Str. - #14 Sol.).
 A longer insulating cover may be required for streetlight outlet.
 Add suffix "C" to catalog number (e.g. ABC 240 SLC) for oxide inhibitor.
 Insulating boot sold separately. Please refer to page 95.

Aluminum Set Screw Bar Pedestal Connectors

Dual-rated

ABC SERIES - DOUBLE ROW BAR

| UPC Number | Catalog Number | Conductor Range | # Outlets | Boot Number | Std. Ctn. Qty. | |
|------------|----------------|-----------------|-----------|---------------|----------------|----|
| 60865 | ABC 40-22 | #6 - 250 | 4 | BB 17 | 50 | |
| 60866 | ABC 40-33 | | 6 | | | |
| 60867 | ABC 40-44 | | 8 | FB 33 | | |
| 60868 | ABC 350-22 | #12 - 350 | 4 | BB17 | | |
| 60869 | ABC 350-33 | | 6 | FB 33 | | |
| 60870 | ABC 350-44 | | 8 | | | |
| 60871 | ABC 500-22 | #6 - 500 | 4 | Special order | | 25 |
| 60872 | ABC 500-33 | | 6 | | | |
| 60873 | ABC 500-44 | | 8 | | | |
| 60874 | ABC 750-22 | 1/0 - 750 | 4 | Special order | | |
| 60875 | ABC 750-33 | | 6 | | | |
| 60876 | ABC 750-44 | | 8 | | | |



4

Add suffix "SL" to catalog number (e.g. ABC 40-22 SL) for streetlight outlet (#4 Str. - #14 Sol.).
 A longer insulating cover may be required for streetlight outlet.
 Add suffix "C" to catalog number (e.g. ABC 40-22 SLC) for oxide inhibitor.

Insulating boot sold separately. Please refer to page 95.

Aluminum Pedestal Connectors

Dual-rated ZeeBar®



ZVB SERIES - UNINSULATED

| UPC Number | Catalog Number | Conductor Range | # Outlets | Std. Ctn. Qty. |
|------------|----------------|-----------------|-----------|----------------|
| 60877 | ZVB 2023 | #12 - 350 | 4 | 25 |
| 60878 | ZVB 3033 | | 6 | |
| 60879 | ZVB 4043 | | 8 | |
| 60880 | ZVB 5053 | | 10 | |
| 60881 | ZVB 2025 | #6 - 500 | 4 | |
| 60882 | ZVB 3035 | | 6 | |
| 60883 | ZVB 4045 | | 8 | |
| 60884 | ZVB 5055 | | 10 | |

Add suffix "C" to catalog number (e.g. ZVB 2023 C) for oxide inhibitor.

ZVC SERIES - CLEAR PVC ENCAPSULATED

| UPC Number | Catalog Number | Conductor Range | # Outlets | Std. Ctn. Qty. |
|------------|----------------|-----------------|-----------|----------------|
| 60885 | ZVC 2023 | #12 - 350 | 4 | 25 |
| 60886 | ZVC 3033 | | 6 | |
| 60887 | ZVC 4043 | | 8 | |
| 60888 | ZVC 5053 | | 10 | |
| 60889 | ZVC 2025 | #6 - 500 | 4 | |
| 60890 | ZVC 3035 | | 6 | |
| 60891 | ZVC 4045 | | 8 | |
| 60892 | ZVC 5055 | | 10 | |



Add suffix "C" to catalog number (e.g. ZVC 2023 C) for oxide inhibitor.

Add suffix "K" to catalog number (e.g. ZVC 2023 CK) for a kit containing 1 uninsulated and 2 insulated connectors. Consult the factory for pricing.

Aluminum Multi-Tap Encapsulated Cable Blocks - One Way Configuration

Dual-rated, clear PVC insulated

**Circuit
Boss**



File E50999

CSB-S SERIES

| UPC Number | Catalog Number | Conductor Range | # Outlets | Screw Type | Dimensions (inches) | | | Std. Ctn. Qty. |
|------------|----------------|-----------------|-----------|------------|---------------------|--------|--------|----------------|
| | | | | | Length | Width | Height | |
| 61885 | CSB 4-4 SAH * | #4 - #14 | 4 | 1/8 hex | 2 1/16 | 1 1/8 | 1 5/16 | 100 |
| 61886 | CSB 4-5 S | | 5 | Slotted | 2 9/16 | | | |
| 61887 | CSB 4-6 S | | 6 | | 3 1/16 | | | |
| 61888 | CSB 4-8 SAH * | | 8 | 1/8 hex | 4 1/16 | | | |
| 61889 | CSB 2/0-3 S | 2/0 - #14 | 3 | 3/16 hex | 2 3/8 | 1 1/4 | 1 3/8 | 50 |
| 61890 | CSB 250-5 S | 250 - #6 | 5 | 5/16 hex | 5 3/4 | 1 3/4 | 2 1/8 | |
| 61891 | CSB 350-4 S | 350 - #10 | 4 | | 4 1/4 | 2 1/8 | 2 1/2 | |
| 61892 | CSB 350-5 S | | 5 | | 5 1/4 | | | |
| 61893 | CSB 350-8 S | | 8 | | 8 1/4 | | | |
| 61894 | CSB 500-4 S | 500 - #6 | 4 | 3/8 hex | 5 3/8 | 2 3/16 | 2 3/4 | 25 |
| 61895 | CSB 500-6 S | | 6 | 7 7/8 | | | | |



4

* Not UL listed.

Aluminum Multi-Tap Encapsulated Cable Blocks - Two Way Configuration

Dual-rated, clear PVC insulated

Circuit Boss



File E50999



CSB 4 SERIES

| UPC Number | Catalog Number | Conductor Range | # Outlets | Screw Type | Dimensions (inches) | | | Std. Ctn. Qty. |
|------------|----------------|-----------------|-----------|------------|---------------------|-------|--------|----------------|
| | | | | | Length | Width | Height | |
| 80603 | CSB 4-2 | #4 - #14 | 2 | Slotted | 1 1/8 | 1 5/8 | 1 5/6 | 100 |
| 80604 | CSB 4-3 | | 3 | | 1 9/16 | | | |
| 80607 | CSB 4-4 | | 4 | | 2 1/16 | | | |
| 80610 | CSB 4-5 | | 5 | | 2 9/16 | | | |
| 80613 | CSB 4-6 | | 6 | | 3 1/16 | | | |
| 80616 | CSB 4-7 | | 7 | | 3 9/16 | | | |
| 80619 | CSB 4-8 | | 8 | | 4 1/16 | | | |

CSB 2/0 SERIES

| UPC Number | Catalog Number | Conductor Range | # Outlets | Hex Size | Dimensions (inches) | | | Std. Ctn. Qty. |
|------------|----------------|-----------------|-----------|----------|---------------------|-------|--------|----------------|
| | | | | | Length | Width | Height | |
| 80622 | CSB 2/0-2 | 2/0 - #14 | 2 | 3/16 | 1 5/8 | 1 3/4 | 1 3/8 | 50 |
| 80625 | CSB 2/0-3 | | 3 | | 2 3/8 | | | |
| 80628 | CSB 2/0-4 | | 4 | | 3 1/8 | | | |
| 80631 | CSB 2/0-5 | | 5 | | 3 7/8 | | | |
| 80634 | CSB 2/0-6 | | 6 | | 4 5/8 | | | |
| 80637 | CSB 2/0-7 | | 7 | | 5 3/8 | | | |
| 80640 | CSB 2/0-8 | | 8 | | 6 1/8 | | | |

CSB 250 SERIES

| UPC Number | Catalog Number | Conductor Range | # Outlets | Hex Size | Dimensions (inches) | | | Std. Ctn. Qty. |
|------------|----------------|-----------------|-----------|----------|---------------------|-------|--------|----------------|
| | | | | | Length | Width | Height | |
| 80643 | CSB 250-2 | 250 - #6 | 2 | 5/16 | 1 7/8 | 2 5/8 | 2 1/8 | 50 |
| 80646 | CSB 250-3 | | 3 | | 2 27/32 | | | |
| 80649 | CSB 250-4 | | 4 | | 3 13/16 | | | |
| 80652 | CSB 250-5 | | 5 | | 4 25/32 | | | |
| 80655 | CSB 250-6 | | 6 | | 5 3/4 | | | |
| 80658 | CSB 250-7 | | 7 | | 6 3/4 | | | |
| 80661 | CSB 250-8 | | 8 | | 7 45/64 | | | |

Aluminum Multi-Tap Encapsulated Cable Blocks - Two Way Configuration

Dual-rated, clear PVC insulated

Circuit Boss



File E50999



CSB 350 SERIES

| UPC Number | Catalog Number | Conductor Range | # Outlets | Hex Size | Dimensions (inches) | | | Std. Ctn. Qty. |
|------------|----------------|-----------------|-----------|----------|---------------------|-------|--------|----------------|
| | | | | | Length | Width | Height | |
| 80664 | CSB 350-2 | 350 - #10 | 2 | 5/16 | 2 1/4 | 3 1/8 | 2 1/2 | 50 |
| 80667 | CSB 350-3 | | 3 | | 3 1/4 | | | |
| 80670 | CSB 350-4 | | 4 | | 4 1/4 | | | |
| 80673 | CSB 350-5 | | 5 | | 5 1/4 | | | |
| 80676 | CSB 350-6 | | 6 | | 6 1/4 | | | |
| 80679 | CSB 350-7 | | 7 | | 7 1/4 | | | |
| 80682 | CSB 350-8 | | 8 | | 8 1/4 | | | |

CSB 500 SERIES

| UPC Number | Catalog Number | Conductor Range | # Outlets | Hex Size | Dimensions (inches) | | | Std. Ctn. Qty. |
|------------|----------------|-----------------|-----------|----------|---------------------|--------|--------|----------------|
| | | | | | Length | Width | Height | |
| 80685 | CSB 500-2 | 500 - #6 | 2 | 3/8 | 2 7/8 | 3 3/16 | 2 3/4 | 25 |
| 80688 | CSB 500-3 | | 3 | | 4 1/8 | | | |
| 80691 | CSB 500-4 | | 4 | | 5 3/8 | | | |
| 80694 | CSB 500-5 | | 5 | | 6 5/8 | | | |
| 80697 | CSB 500-6 | | 6 | | 7 7/8 | | | |
| 80700 | CSB 500-7 | | 7 | | 9 1/8 | | | |
| 80703 | CSB 500-8 | | 8 | | 10 3/8 | | | |

CSB 750 SERIES *

| UPC Number | Catalog Number | Conductor Range | # Outlets | Hex Size | Dimensions (inches) | | | Std. Ctn. Qty. |
|------------|----------------|-----------------|-----------|----------|---------------------|-------|--------|----------------|
| | | | | | Length | Width | Height | |
| 80705 | CSB 750-2 | 750 - 1/0 | 2 | 3/8 | 3 | 3 3/8 | 2 1/4 | 10 |
| 80706 | CSB 750-3 | | 3 | | 4 7/16 | | | |
| 80707 | CSB 750-4 | | 4 | | 5 13/16 | | | |
| 80708 | CSB 750-5 | | 5 | | 7 1/4 | | | |
| 80709 | CSB 750-6 | | 6 | | 8 5/8 | | | |
| 80710 | CSB 750-7 | | 7 | | 10 | | | |
| 80711 | CSB 750-8 | | 8 | | 11 7/16 | | | |
| 80712 | CSB 750-9 | | 9 | | 12 13/16 | | | |
| 80713 | CSB 750-10 | | 10 | | 14 1/4 | | | |

* Not UL listed.



12 Southland Road, Ormond Beach, FL 32174 • Telephone: 386.677.9110
 Fax: 386.673.5497 • E-Mail: sales@homac.com • www.homac.com

4

Aluminum Encapsulated Splices/Reducers

Dual-rated, clear PVC insulated

Circuit Boss



File E50999

CSR SERIES

| UPC Number | Catalog Number | Conductor Range | # Outlets | Hex Size | Dimensions (inches) | | | Std. Ctn. Qty. |
|------------|----------------|-----------------|-----------|----------|---------------------|-------|--------|----------------|
| | | | | | Length | Width | Height | |
| 01700 | CSR 2/0 | #14 - 2/0 | 2 | 3/8 | 2 3/4 | 7/8 | 1 3/8 | 25 |
| 01705 | CSR 250 | #6 - 250 | | | 4 1/8 | 1 1/8 | 2 1/8 | |
| 01710 | CSR 350 | #6 - 350 | | | 4 3/4 | 1 3/8 | 2 1/2 | |
| 01715 | CSR 500 | 2/0 - 500 | | | 6 1/2 | 1 5/8 | 2 7/8 | |



Aluminum Pedestal Hub Connectors

Complete with lug mounting hardware

AVH SERIES

| UPC Number | Catalog Number | Bolt Size | Std. Ctn. Qty. |
|------------|-------------------|-----------|----------------|
| 60893 | AVH 200-48 | 1/2 | 25 |
| 60894 | AVH 200 N | | |



Use with HB 3508 insulating boot. Consult the factory for details.

AVHK SERIES

| UPC Number | Catalog Number | Conductor Range | Std. Ctn. Qty. |
|------------|------------------|-----------------|----------------|
| 60895 | AVHK 6350 | #12 - 350 | 10 |



Use with HB 3508 insulating boot. Consult the factory for details.

4

APH SERIES - FOR ONE HOLE LUGS UP TO 350 KCMIL

| UPC Number | Catalog Number | Feeder | Bolt Size | Std. Ctn. Qty. |
|------------|----------------|--------|-----------|----------------|
| 60896 | APH 2/0 | 2/0 | 1/2 | 25 |
| 60897 | APH 3/0 | 3/0 | | |
| 60898 | APH 4/0 | 4/0 | | |
| 60899 | APH 250 | 250 | | |
| 60900 | APH 300 | 300 | | |
| 60901 | APH 350 | 350 | | |
| 60902 | APH 500 | 500 | | |
| 60903 | APH 750 | 750 | | |




Use with HB 3508 insulating boot. Consult the factory for details.

Aluminum Insulated Pedestal Connectors

Dual-rated, with clear PVC lock-on insulator

CLR SERIES


| UPC Number | Catalog Number | Conductor Size | # Outlets | Std. Ctn. Qty. |
|------------|-----------------|----------------|-----------|----------------|
| 60904 | CLR 340 | #12 - 4/0 | 3 | 25 |
| 60905 | CLR 440 | | 4 | |
| 60906 | CLR 540 | | 5 | |
| 60907 | CLR 640 | | 6 | |
| 60908 | CLR 3350 | #12 - 350 | 3 | |
| 60909 | CLR 4350 | | 4 | |
| 60910 | CLR 5350 | | 5 | |
| 60911 | CLR 6350 | | 6 | |



Insulating Boots For Set Screw Bar Pedestal Connectors

EPDM RUBBER FB SERIES

| UPC Number | Catalog Number | Std. Ctn. Qty. |
|------------|-----------------|----------------|
| 60912 | FB 33 | 30 |
| 60913 | FB 6 L | 25 |
| 60914 | FBV 4 N | 30 |
| 60915 | FB 4 N B | 25 |




PVC BB SERIES

| UPC Number | Catalog Number | Std. Ctn. Qty. |
|------------|----------------|----------------|
| 60916 | BB 10 | 50 |
| 10083 | BB 11 | |
| 10084 | BB 12 | |
| 60917 | BB 13 | 25 |
| 60918 | BB 14 | |
| 60919 | BB 15 | |
| 10088 | BB 17 | |




POLYETHYLENE PB SERIES

| UPC Number | Catalog Number | Std. Ctn. Qty. |
|------------|----------------|----------------|
| 60920 | PB 1 P | 20 |
| 60921 | PB 2 | |



4



Pad Mount Transformer Connectors

EZ Mount® In-Line Bars & ZeeBars®

Quick Disconnect Connectors

Screw-On Connectors

Transformer Stud Adapters

EZ Keeper® Spade Connectors

ZeeBar® Spade Connectors

Flood-Seal® Spade Connectors

Spade Hub Connectors

Spade Adapters

Clamp-On Style Transformer & Network Protection Connectors

Insulating Boots

Equipment Locks

Aluminum Universal Quick Disconnect Transformer Connectors

Dual-rated



EZC SERIES - INLINE BAR & SLIDE-ON PVC INSULATING BOOT

| UPC Number | Catalog Number | Conductor Range | # Outlets | Stud Size | Std. Ctn. Qty. |
|------------|----------------|-----------------|-----------|-----------|----------------|
| 00983 | EZC 4500 SL | #6 - 500 | 4 + SL* | 5/8 & 1 | 25 |
| 00984 | EZC 6500 SL | | 6 + SL* | | |
| 00985 | EZC 8500 SL | | 8 + SL* | | |



* SL #14 - #2.

Consult the factory for additional sizes.

Add suffix "C" to the catalog number (e.g. EZC 4500 SLC) for oxide inhibitor

Add suffix "1K" to the catalog number (e.g. EZC 4500 SLC1K) for a single phase kit containing one uninsulated and two insulated connectors.

Add suffix "3K" to the catalog number (e.g. EZC 4500 SLC3K) for a three phase kit containing one uninsulated and three insulated connectors.

EZB SERIES - UNINSULATED INLINE BAR

| UPC Number | Catalog Number | Conductor Range | # Outlets | Stud Size | Std. Ctn. Qty. |
|------------|----------------|-----------------|-----------|-----------|----------------|
| 00980 | EZB 4500 SL | #6 - 500 | 4 + SL* | 5/8 & 1 | 25 |
| 00981 | EZB 6500 SL | | 6 + SL* | | |
| 00982 | EZB 8500 SL | | 8 + SL* | | |



* SL #14 - #2.

Consult the factory for additional sizes.

Add suffix "C" to the catalog number for oxide inhibitor, and add cents per cable port to the price.

5

Aluminum Quick Disconnect Transformer Connectors

Dual-rated, with clear PVC insulating boot

CSW SERIES

| UPC Number | Catalog Number | Conductor Size | # Outlets | Stud Size | Std. Ctn. Qty. |
|------------|--------------------|----------------|-----------|-----------|----------------|
| 21924 | CSW 4350 | #12 - 350 | 4 | 5/8 | 25 |
| 21926 | CSW 6350 | | 6 | | |
| 05101 | CSW 8350 | | 8 | | |
| 60922 | CSW 4350-1 | | 4 | 1 | |
| 60923 | CSW 6350-1 | | 6 | | |
| 60924 | CSW 8350-1 | | 8 | | |
| 21928 | CSW 4500-58 | #6 - 500 | 4 | 5/8 | |
| 21930 | CSW 6500-58 | | 6 | | |
| 60925 | CSW 8500-58 | | 8 | | |
| 05092 | CSW 4500 | | 4 | 1 | |
| 05097 | CSW 6500 | | 6 | | |
| 05104 | CSW 8500 | | 8 | | |



Add suffix "SL" to the catalog number (e.g. CSW 4350 SL).
 Add suffix "C" to the catalog number (e.g. CSW 4350 SLC) for oxide inhibitor

Aluminum Screw-On Transformer Connectors

Dual-rated, with clear PVC insulating boot

CSS SERIES

| UPC Number | Catalog Number | Conductor Size | # Outlets | Stud Size | Std. Ctn. Qty. |
|------------|--------------------|----------------|-----------|-----------|----------------|
| 05083 | CSS 4350 | #12 - 350 | 4 | 5/8 | 25 |
| 05085 | CSS 6350 | | 6 | | |
| 60926 | CSS 8350 | | 8 | | |
| 60927 | CSS 4350-1 | | 4 | 1 | |
| 60928 | CSS 6350-1 | | 6 | | |
| 60929 | CSS 8350-1 | | 8 | | |
| 60930 | CSS 4500-58 | #6 - 500 | 4 | 5/8 | |
| 60931 | CSS 6500-58 | | 6 | | |
| 60932 | CSS 8500-58 | | 8 | | |
| 60933 | CSS 4500 | | 4 | 1 | |
| 05087 | CSS 6500 | | 6 | | |
| 60934 | CSS 8500 | | 8 | | |



Add suffix "SL" to the catalog number (e.g. CSS 4350 SL).


Add suffix "C" to the catalog number (e.g. CSS 4350 SLC) for oxide inhibitor, and add cents per cable port to the price.

Aluminum Quick Disconnect Transformer Connectors

Dual-rated

ABW SERIES - IN-LINE BAR

| UPC Number | Catalog Number | Conductor Range | # Outlets | Stud Size | Boot Number | Std. Ctn. Qty. | |
|------------|----------------|-----------------|------------|-----------|-------------|----------------|----|
| 60936 | ABW 240 | #6 - 250 | 2 | 5/8 | SB 17 | 50 | |
| 60937 | ABW 340 | | 3 | | | | |
| 05056 | ABW 440 | | 4 | | | | |
| 60938 | ABW 540 | | 5 | | | | |
| 05062 | ABW 640 | | 6 | | SB 11 | | |
| 60939 | ABW 740 | | 7 | | | | |
| 05067 | ABW 840 | | 8 | | SB 14 | | |
| 60940 | ABW 2350 | | #12 - 350 | | 2 | | 1 |
| 60941 | ABW 3350 | 3 | | | | | |
| 05053 | ABW 4350 | 4 | | | | | |
| 60942 | ABW 4350-1 | 4 | | | | | |
| 60943 | ABW 5350 | 5 | | SB 11 | | | |
| 05060 | ABW 6350 | 6 | | | | | |
| 60944 | ABW 6350-1 | 6 | | | | | |
| 60945 | ABW 7350 | 7 | | SB 14 | | | |
| 60946 | ABW 8350 | #6 - 500 | 8 | 5/8 | SB 2160 | | 25 |
| 60947 | ABW 8350-1 | | 8 | | | | |
| 60948 | ABW 2500 | | 2 | | 1 | SB 2147 | |
| 60949 | ABW 3500 | | 3 | | | SB 2163-48 | |
| 60950 | ABW 4500 | | 4 | | | SB 2163-7 | |
| 60951 | ABW 5500 | | 5 | | | SB 2157 | |
| 60952 | ABW 6500 | | 6 | | | SB 2160 | |
| 60953 | ABW 7500 | | 7 | | | SB 2157 | |
| 60954 | ABW 8500 | 8 | SB 2157 | | | | |
| 60955 | ABW 2750 | 2 | SB 2163-38 | | | | |
| 60956 | ABW 3750 | 3 | SB 2120 | | | | |
| 60957 | ABW 4750 | 4 | SB 2157 | 10 | | | |
| 60958 | ABW 5750 | 5 | SB 2160 | | | | |
| 05064 | ABW 6750 | 6 | SB 2163-10 | | | | |
| 60959 | ABW 7750 | 7 | | | | | |
| 60960 | ABW 8750 | 8 | | | | | |



Add suffix "SL" to the catalog number (e.g. ABW 240 SL) for streetlight outlet (#4 Str. - #14 Sol.), and add . to the price. A longer insulating cover may be required for streetlight outlet.

Add suffix "C" to the catalog number (e.g. ABW 240 SLC) for oxide inhibitor, and add cents per cable port to the price. Insulating boot sold separately. Please refer to page 137.

Aluminum Quick Disconnect Transformer Connectors

Dual-rated

ABW SERIES - DOUBLE ROW BAR

| UPC Number | Catalog Number | Conductor Range | # Outlets | Stud Size | Boot Number | Std. Ctn. Qty. |
|------------|-------------------|-----------------|-----------|-----------|-------------|----------------|
| 60961 | ABW 40-22 | #6 - 250 | 4 | 5/8 | SB 16 | 10 |
| 60962 | ABW 40-33 | | 6 | | | |
| 60963 | ABW 40-44 | | 8 | | | |
| 60964 | ABW 350-22 | #12 - 350 | 4 | | SB 2163-38 | |
| 60965 | ABW 350-33 | | 6 | | SB 2151 | |
| 60966 | ABW 350-44 | | 8 | | SB 2158 | |
| 60967 | ABW 500-22 | #6 - 500 | 4 | 1 | | |
| 60968 | ABW 500-33 | | 6 | | | |
| 60969 | ABW 500-44 | | 8 | | | |
| 60970 | ABW 750-22 | 1/0 - 750 | 4 | 1 | | |
| 60971 | ABW 750-33 | | 6 | | | |
| 60972 | ABW 750-44 | | 8 | | SB 2163-7 | |



Add suffix "SL" to the catalog number (e.g. ABW 40-22 SL) for streetlight outlet (#4 Str. - #14 Sol.), and add _____ to the price. A longer insulating cover may be required for streetlight outlet.
 Add suffix "C" to the catalog number (e.g. ABW 40-22 SLC) for oxide inhibitor, and add _____ cents per cable port to the price.
 Insulating boot sold separately. Please refer to page 137.

5

Aluminum Screw-On Transformer Connectors

Dual-rated

ABS SERIES - IN-LINE BAR

| UPC Number | Catalog Number | Conductor Range | # Outlets | Stud Size | Boot Number | Std. Ctn. Qty. | |
|------------|----------------|-----------------|-----------|-----------|-----------------|----------------|----|
| 61861 | ABS 240 | #6 - 250 | 2 | 5/8 | Consult factory | 50 | |
| 61862 | ABS 340 | | 3 | | SB 17 | | |
| 61863 | ABS 440 | | 4 | | | | |
| 61864 | ABS 540 | | 5 | | | | |
| 14030 | ABS 640 | | 6 | | | | |
| 61865 | ABS 740 | | 7 | | | | |
| 61866 | ABS 840 | | 8 | | | | |
| 05027 | ABS 2350 | | #12 - 350 | | | | 2 |
| 05028 | ABS 3350 | 3 | | SB 17 | | | |
| 05029 | ABS 4350 | 4 | | | | | |
| 61867 | ABS 4350-1 | 4 | | | | | |
| 05033 | ABS 5350 | 5 | | | | | |
| 05034 | ABS 6350 | 6 | | | | | |
| 61868 | ABS 6350-1 | 6 | | | | | |
| 61869 | ABS 7350 | 7 | | | | | |
| 05037 | ABS 8350 | 8 | | | | | |
| 61870 | ABS 8350-1 | 8 | | | | | |
| 61871 | ABS 2500 | #6 - 500 | 2 | | 1 | SB 17 | 25 |
| 61872 | ABS 3500 | | 3 | | | | |
| 61873 | ABS 4500 | | 4 | | | | |
| 61874 | ABS 5500 | | 5 | | | | |
| 61875 | ABS 6500 | | 6 | | | | |
| 61876 | ABS 7500 | | 7 | | | | |
| 61877 | ABS 8500 | | 8 | | | | |
| 61878 | ABS 2750 | | 1/0 - 750 | 2 | | | |
| 61879 | ABS 3750 | 3 | | | | | |
| 61880 | ABS 4750 | 4 | | | | | |
| 61881 | ABS 5750 | 5 | | | | | |
| 61882 | ABS 6750 | 6 | | | | | |
| 61883 | ABS 7750 | 7 | | | | | |
| 61884 | ABS 8750 | 8 | | | | | |
| | | | | | | SB 2120 | |
| | | | | | SB 2157 | | |
| | | | | | SB 2160 | | |
| | | | | | SB 2160 | | |
| | | | | | SB 2163-10 | | |



Add suffix "SL" to the catalog number (e.g. ABS 240 SL) for streetlight outlet (#4 Str. - #14 Sol.), and add . . . to the price. A longer insulating cover may be required for streetlight outlet.
 Add suffix "C" to the catalog number (e.g. ABS 240 SLC) for oxide inhibitor, and add . . . cents per cable port to the price.
 Insulating boot sold separately. Please refer to page 137.

Aluminum Screw-On Transformer Connectors

Dual-rated

ABS SERIES - DOUBLE ROW BAR

| UPC Number | Catalog Number | Conductor Range | # Outlets | Stud Size | Boot Number | Std. Ctn. Qty. |
|------------|-------------------|-----------------|-----------|-----------|-------------|----------------|
| 60973 | ABS 40-22 | #6 - 250 | 4 | 5/8 | SB 16 | 10 |
| 60974 | ABS 40-33 | | 6 | | | |
| 60975 | ABS 40-44 | | 8 | | | |
| 60976 | ABS 350-22 | #12 - 350 | 4 | | | |
| 60977 | ABS 350-33 | | 6 | | | |
| 60978 | ABS 350-44 | | 8 | | | |
| 60979 | ABS 500-22 | #6 - 500 | 4 | 1 | SB 2151 | |
| 60980 | ABS 500-33 | | 6 | | SB 2163-3 | |
| 60981 | ABS 500-44 | | 8 | | SB 2151 | |
| 60982 | ABS 750-22 | 1/0 - 750 | 4 | | SB 2163-3 | |
| 60983 | ABS 750-33 | | 6 | | | |
| 60984 | ABS 750-44 | | 8 | | | |



Add suffix "SL" to the catalog number (e.g. ABS 40-22 SL) for streetlight outlet (#4 Str. - #14 Sol.), and add . . . to the price. A longer insulating cover may be required for streetlight outlet.
 Add suffix "C" to the catalog number (e.g. ABS 40-22 SLC) for oxide inhibitor, and add . . . cents per cable port to the price.
 Insulating boot sold separately. Please refer to page 137.


5

Aluminum Quick Disconnect Transformer Connectors

Dual-rated

RAU SERIES - UNIVERSAL, OPTIONAL CLEAR PVC INSULATING BOOT


| UPC Number | Catalog Number | Conductor Size | # Outlets | Stud Size | Std. Ctn. Qty. |
|------------|------------------|----------------|-----------|-----------|----------------|
| 60985 | RAU 4500 | #6 - 500 | 4 | 5/8 & 1 | 25 |
| 60986 | RAU 6500 | | 6 | | |
| 60987 | RAU 8500 | | 8 | | |
| 60988 | RAU 4500 w/cover | | 4 | | 10 |
| 60989 | RAU 6500 w/cover | | 6 | | |
| 60990 | RAU 8500 w/cover | | 8 | | |



Add suffix "SL" to the catalog number (e.e. RAU 4500 SL) for a streetlight outlet and add _____ to the price.
 Add suffix "C" to the catalog number (e.g. RAU 4500 SLC) for oxide inhibitor, and add _____ cents per cable port to the price.

LRTR SERIES - RUBBER INSULATED

| UPC Number | Catalog Number | Conductor Size | # Outlets | Stud Size | Std. Ctn. Qty. |
|------------|----------------|----------------|-----------|-----------|----------------|
| 05112 | LRTR 4 W † | #12 - 350 | 4 | 5/8 | 25 |
| 05114 | LRTR 6 W † | | 6 | | |
| 05115 | LRTR 8 W † | | 8 | | |
| 60991 | LRTR 4 | | 4 | | |
| 60992 | LRTR 6 | | 6 | | |
| 60993 | LRTR 8 | | 8 | | |



† Watertight cable and screw ports.
 Add suffix "C" to the catalog number for oxide inhibitor, and add _____ cents per cable port to the price.

CLRTR SERIES - CLEAR PVC INSULATED

| UPC Number | Catalog Number | Conductor Size | # Outlets | Stud Size | Std. Ctn. Qty. |
|------------|----------------|----------------|-----------|-----------|----------------|
| 60994 | CLRTR 4 | #12 - 350 | 4 | 5/8 | 25 |
| 60995 | CLRTR 6 | | 6 | | |

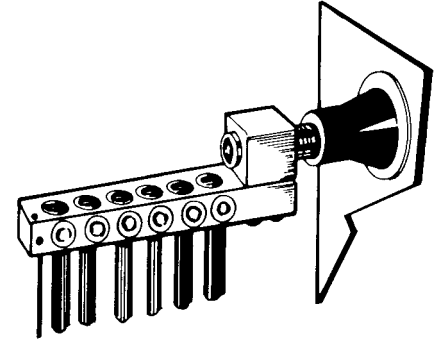
Add suffix "SL" to the catalog number (e.e. CLRTR 4 SL) for a streetlight outlet and add _____ to the price.
 Add suffix "C" to the catalog number (e.g. CLRTR 4 SLC) for oxide inhibitor, and add _____ cents per cable port to the price.

Aluminum Quick Disconnect Transformer Connectors

Dual-rated, with #14 - #4 streetlight outlet, and adapter

ABD SERIES

| UPC Number | Catalog Number | Conductor Size | # Outlets | Stud Size | Std. Ctn. Qty. |
|------------|-------------------|----------------|-----------|-----------|----------------|
| 60996 | ABD 4350 SL | #12 - 350 | 4 | 5/8 | 25 |
| 60997 | ABD 6350 SL | | 6 | | |
| 60998 | ABD 8350 SL | | 8 | | 20 |
| 60999 | ABD 350-66 SL * | | 12 | | |
| 61000 | ABD 4350-1 SL | | 4 | 1 | 25 |
| 61001 | ABD 6350-1 SL | | 6 | | |
| 61002 | ABD 8350-1 SL | | 8 | | 20 |
| 61003 | ABD 350-66-1 SL * | | 12 | | |




* Double row configuration.

Add suffix "C" to the catalog number for oxide inhibitor, and add cents per cable port to the price. Insulate with the SB 21 insulating boot sold separately. Please refer to page 137.

AD SERIES ADAPTER

| UPC Number | Catalog Number | Stud Size | Std. Ctn. Qty. |
|------------|----------------|-----------|----------------|
| 61004 | AD 58 | 5/8 | 50 |
| 61005 | AD 1 | 1 | |



Aluminum Quick Disconnect Transformer Connectors

Dual-rated, with clear PVC lock-on insulator

LRT SERIES

| UPC Number | Catalog Number | Conductor Size | # Outlets | Stud Size | Std. Ctn. Qty. | | |
|------------|----------------|----------------|-----------|-----------|----------------|-----|----|
| 61006 | LRT 240 | #12 - 4/0 | 2 | 5/8 | 25 | | |
| 61007 | LRT 440 | | 4 | | | | |
| 61008 | LRT 640 | | 6 | | | | |
| 61009 | LRT 840 | | 8 | | | | |
| 61010 | LRT 2350 | #12 - 350 | 2 | | | 5/8 | 25 |
| 61011 | LRT 4350 | | 4 | | | | |
| 61012 | LRT 6350 | | 6 | | | | |
| 61013 | LRT 8350 | | 8 | | | | |



Add suffix "C" to the catalog number for oxide inhibitor, and add cents per cable port to the price.

Aluminum Universal Quick Disconnect Transformer Connectors

Dual-rated ZeeBar® with #14 - #2 streetlight outlet



ZVW-EZSL SERIES WITH INCLUSIVE CLEAR PVC LOCK-ON INSULATING BOOT

| UPC Number | Catalog Number | Conductor Range | # Outlets | Stud Size | Std. Ctn. Qty. |
|------------|----------------|-----------------|-----------|-----------|----------------|
| 61014 | ZVW 4023 EZSL | #12 - 350 | 6 | 5/8 & 1 | 25 |
| 61015 | ZVW 5033 EZSL | | 8 | | |
| 61016 | ZVW 4025 EZSL | #6 - 500 | 6 | | |
| 61017 | ZVW 5035 EZSL | | 8 | | |



Add suffix "C" to the catalog number (e.g. ZVW 4023 EZSLC) for oxide inhibitor, and add \$0.05 cents per cable port to the price.
 Add suffix "K" to the catalog number (e.g. ZVW 4023 EZSLCK) for a kit containing 1 uninsulated and 2 insulated connectors.
 Consult the factory for pricing.

Z-EZSL SERIES WITH OPTIONAL CLEAR PVC DROP-ON INSULATING BOOT

| UPC Number | Catalog Number | Conductor Range | # Outlets | Stud Size | Boot Number | Std. Ctn. Qty. |
|------------|----------------|-----------------|-----------|-----------|-------------|----------------|
| 61018 | Z 4023 EZSL | #12 - 350 | 6 | 5/8 & 1 | EZ 5912-3 | 25 |
| 61019 | Z 5033 EZSL | | 8 | | EZ 5912-7 | |
| 61020 | Z 4025 EZSL | #6 - 500 | 6 | | EZ 5912-3 | |
| 61021 | Z 5035 EZSL | | 8 | | EZ 5912-7 | |



5

Add suffix "C" to the catalog number for oxide inhibitor, and add \$0.05 cents per cable port to the price.
 Insulating boot sold separately. Please refer to page 112.

Aluminum Quick Disconnect Transformer Connectors

Dual-rated ZeeBar® with #14 - #2 streetlight outlet, and lock-on clear PVC insulating boot



ZVW-USL UNIVERSAL SERIES FOR 5/8 & 1 STUDS

| UPC Number | Catalog Number | Conductor Range | # Outlets | Stud Size | Std. Ctn. Qty. |
|------------|----------------|-----------------|-----------|-----------|----------------|
| 61022 | ZVW 3033 USL | #12 - 350 | 6 | 5/8 & 1 | 25 |
| 14659 | ZVW 4043 USL | | 8 | | |
| 61023 | ZVW 3035 USL | #6 - 500 | 6 | | |
| 61024 | ZVW 4045 USL | | 8 | | |
| 61025 | ZVW 3037 USL | 1/0 - 750 | 6 | | |
| 61026 | ZVW 4047 USL | | 8 | | |



ZVW 4045 USL shown

Add suffix "C" to the catalog number (e.g. ZVW 3033 USLC) for oxide inhibitor, and add cents per cable port to the price. Add suffix "K" to the catalog number (e.g. ZVW 3033 USLCK) for a kit containing 1 uninsulated and 2 insulated connectors. Consult the factory for pricing.

ZVW-SL SERIES FOR 5/8 STUDS ONLY

| UPC Number | Catalog Number | Conductor Range | # Outlets | Stud Size | Std. Ctn. Qty. |
|------------|----------------|-----------------|-----------|-----------|----------------|
| 61027 | ZVW 2044 SL | #12 - 4/0 | 6 | 5/8 | 25 |
| 61028 | ZVW 3054 SL | | 8 | | |
| 61029 | ZVW 4064 SL | | 10 | | |
| 61030 | ZVW 2043-58 SL | #12 - 350 | 6 | | |
| 61031 | ZVW 3053-58 SL | | 8 | | |

Add suffix "C" to the catalog number (e.g. ZVW 2044 SLC) for oxide inhibitor, and add cents per cable port to the price. Add suffix "K" to the catalog number (e.g. ZVW 2044 SLCK) for a kit containing 1 uninsulated and 2 insulated connectors. Consult the factory for pricing.

ZVW-1-SL SERIES FOR 1 STUDS ONLY

| UPC Number | Catalog Number | Conductor Range | # Outlets | Stud Size | Std. Ctn. Qty. |
|------------|----------------|-----------------|-----------|-----------|----------------|
| 61032 | ZVW 4023-1 SL | #12 - 350 | 6 | 1 | 25 |
| 61033 | ZVW 5033-1 SL | | 8 | | |
| 61034 | ZVW 4025-1 SL | #6 - 500 | 6 | | |
| 61035 | ZVW 5035-1 SL | | 8 | | |

Add suffix "C" to the catalog number (e.g. ZVW 4023-1 SLC) for oxide inhibitor, and add cents per cable port to the price. Add suffix "K" to the catalog number (e.g. ZVW 4023-1 SLCK) for a kit containing 1 uninsulated and 2 insulated connectors. Consult the factory for pricing.

Aluminum Quick Disconnect Transformer Connectors

Dual-rated ZeeBar® with #14 - #2 streetlight outlet



Z-USL UNIVERSAL SERIES FOR 5/8 & 1 STUDS

| UPC Number | Catalog Number | Conductor Range | # Outlets | Stud Size | PVC Boot Number | Poly. Boot Number | Std. Ctn. Qty. |
|------------|-------------------|-----------------|-----------|-----------|-----------------|-------------------|----------------|
| 61036 | Z 3033 USL | #12 - 350 | 6 | 5/8 & 1 | EZ 5912-3 | PB 2 T | 25 |
| 61037 | Z 4043 USL | | 8 | | EZ 5912-7 | | 10 |
| 61038 | Z 3035 USL | #6 - 500 | 6 | | EZ 5912-3 | | 25 |
| 61039 | Z 4045 USL | | 8 | | EZ 5912-7 | | 10 |
| 61040 | Z 3037 USL | 1/0 - 750 | 6 | | EZ 5912-8 | | 5 |
| 61041 | Z 4047 USL | | 8 | | EZ 5912-9 | | |

Add suffix "C" to the catalog number for oxide inhibitor, and add cents per cable port to the price. Insulating boot sold separately. Please refer to page 112.

Z-SL SERIES FOR 5/8 STUDS ONLY


| UPC Number | Catalog Number | Conductor Range | # Outlets | Stud Size | PVC Boot Number | Poly. Boot Number | Std. Ctn. Qty. |
|------------|---------------------|-----------------|-----------|-----------|-----------------|-------------------|----------------|
| 61042 | Z 2044 SL | #12 - 4/0 | 6 | 5/8 | EZ 5912-1 | PB 1 | 25 |
| 61043 | Z 3054 SL | | 8 | | | | |
| 61044 | Z 4064 SL | | 10 | | EZ 5912-5 | | |
| 61045 | Z 2043-58 SL | #12 - 350 | 6 | | EZ 5912-1 | | |
| 61046 | Z 3053-58 SL | | 8 | | EZ 5912-5 | | |

Add suffix "C" to the catalog number for oxide inhibitor, and add cents per cable port to the price. Insulating boot sold separately. Please refer to page 112.

Z-1-SL SERIES FOR 1 STUDS ONLY

| UPC Number | Catalog Number | Conductor Range | # Outlets | Stud Size | PVC Boot Number | Poly. Boot Number | Std. Ctn. Qty. |
|------------|--------------------|-----------------|-----------|-----------|-----------------|-------------------|----------------|
| 61047 | Z 4023-1 SL | #12 - 350 | 6 | 1 | EZ 5912-2 | PB 2 T | 25 |
| 61048 | Z 5033-1 SL | | 8 | | EZ 5912-3 | | |
| 61049 | Z 4025-1 SL | #6 - 500 | 6 | | EZ 5912-7 | | |
| 61050 | Z 5035-1 SL | | 8 | | | | |

Add suffix "C" to the catalog number for oxide inhibitor, and add cents per cable port to the price. Insulating boot sold separately. Please refer to page 112.



Z 3033 USL shown with drop-on insulator (sold separately)

5

Insulating Boots

EZ SERIES - CLEAR PVC, FOR USE ON ZEEBAR® & EZ MOUNT® ZEEBAR® CONNECTORS

| UPC Number | Catalog Number | Std. Ctn. Qty. |
|------------|----------------|----------------|
| 61051 | EZ 5912-1 | 25 |
| 61052 | EZ 5912-2 | |
| 61053 | EZ 5912-3 | |
| 61054 | EZ 5912-4 | |
| 61055 | EZ 5912-5 | |
| 61056 | EZ 5912-6 | |
| 61057 | EZ 5912-7 | |
| 61058 | EZ 5912-8 | |
| 61059 | EZ 5912-9 | |



PB SERIES - POLYETHYLENE

| UPC Number | Catalog Number | Std. Ctn. Qty. |
|------------|----------------|----------------|
| 61060 | PB 1 | 25 |
| 61061 | PB 2 T | |



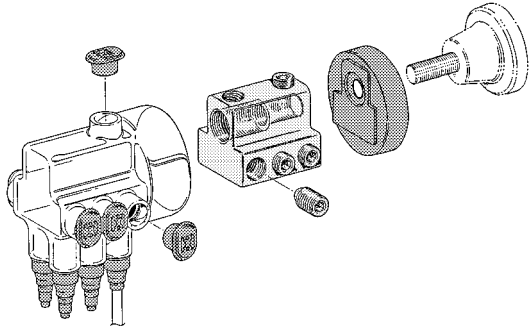
PB 1



PB 2 T

Aluminum Universal Quick Disconnect Transformer Connectors

Dual-rated



LRT-UW SERIES - WATERPROOF INSULATOR

| UPC Number | Catalog Number | Conductor Range | # Outlets | Stud Size | Std. Ctn. Qty. |
|------------|----------------|-----------------|-----------|-----------|----------------|
| 61062 | LRT 33 UW | #12 Sol. - 350 | 6 | 5/8 & 1 | 25 |
| 61063 | LRT 44 UW | | 8 | | |

Add suffix "C" to the catalog number for oxide inhibitor, and add cents per cable port to the price.



5

LRT-UX SERIES - CLEAR LOCK-ON INSULATOR

| UPC Number | Catalog Number | Conductor Range | # Outlets | Stud Size | Std. Ctn. Qty. |
|------------|----------------|-----------------|-----------|-----------|----------------|
| 61064 | LRT 33 UX | #12 Sol. - 350 | 6 | 5/8 & 1 | 25 |
| 61065 | LRT 44 UX | | 8 | | |

Add suffix "C" to the catalog number for oxide inhibitor, and add cents per cable port to the price.



LRT-U SERIES - UNINSULATED

| UPC Number | Catalog Number | Conductor Range | # Outlets | Stud Size | Std. Ctn. Qty. |
|------------|----------------|-----------------|-----------|-----------|----------------|
| 61066 | LRT 33 U | #12 Sol. - 350 | 6 | 5/8 & 1 | 25 |
| 61067 | LRT 44 U | | 8 | | |

Add suffix "C" to the catalog number for oxide inhibitor, and add cents per cable port to the price. Insulate with the CBB 3344 insulating boot sold separately - see below.



CLEAR PVC INSULATING BOOT FOR USE ON UNINSULATED LRT CONNECTORS

| UPC Number | Catalog Number | Std. Ctn. Qty. |
|------------|----------------|----------------|
| 61068 | CBB 3344 | 25 |



Aluminum Quick Disconnect Transformer Connectors

Dual-rated



LRT-W SERIES - WATERPROOF INSULATOR

| UPC Number | Catalog Number | Conductor Range | # Outlets | Stud Size | Std. Ctn. Qty. |
|------------|----------------|-----------------|-----------|-----------|----------------|
| 61069 | LRT 2258 W | #12 Sol. - 350 | 4 | 5/8 | 25 |
| 61070 | LRT 3358 W | | 6 | | |
| 61071 | LRT 4458 W | | 8 | | |
| 61072 | LRT 2210 W | | 4 | 1 | |
| 61073 | LRT 3310 W | | 6 | | |
| 61074 | LRT 4410 W | | 8 | | |



Add suffix "C" to the catalog number for oxide inhibitor, and add _____ cents per cable port to the price.

LRT-X SERIES - CLEAR LOCK-ON INSULATOR

| UPC Number | Catalog Number | Conductor Range | # Outlets | Stud Size | Std. Ctn. Qty. |
|------------|----------------|-----------------|-----------|-----------|----------------|
| 61075 | LRT 2258 X | #12 Sol. - 350 | 4 | 5/8 | 25 |
| 61076 | LRT 3358 X | | 6 | | |
| 61077 | LRT 4458 X | | 8 | | |
| 61078 | LRT 2210 X | | 4 | 1 | |
| 61079 | LRT 3310 X | | 6 | | |
| 61080 | LRT 4410 X | | 8 | | |



Add suffix "C" to the catalog number for oxide inhibitor, and add _____ cents per cable port to the price.

LRT SERIES - UNINSULATED

| UPC Number | Catalog Number | Conductor Range | # Outlets | Stud Size | Std. Ctn. Qty. |
|------------|----------------|-----------------|-----------|-----------|----------------|
| 61081 | LRT 2258 | #12 Sol. - 350 | 4 | 5/8 | 25 |
| 61082 | LRT 3358 | | 6 | | |
| 61083 | LRT 4458 | | 8 | | |
| 61084 | LRT 2210 | | 4 | 1 | |
| 61085 | LRT 3310 | | 6 | | |
| 61086 | LRT 4410 | | 8 | | |



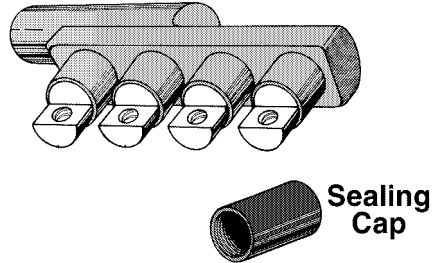
Add suffix "C" to the catalog number for oxide inhibitor, and add _____ cents per cable port to the price. Insulate with the CBB 3344 insulating boot sold separately. Please see previous page.

Aluminum Flood-Seal® 95 Series Screw-On Transformer Connectors

PVC insulated, complete with bushing stud cover and sealing caps

FT 95 SERIES - FOR ONE HOLE LUGS UP TO 350 KCMIL

| UPC Number | Catalog Number | # Outlets | Stud Size | Std. Ctn. Qty. |
|------------|----------------|-----------|-----------|----------------|
| 61087 | FT 95-2 | 2 | 5/8 | 20 |
| 61088 | FT 95-3 | 3 | | |
| 61089 | FT 95-4 | 4 | | |
| 61090 | FT 95-5 | 5 | | |
| 61091 | FT 95-6 | 6 | | |
| 61092 | FT 95-44 * | 8 | | |
| 61093 | FT 95-55 * | 10 | 1 | 5 |
| 61094 | FT 95-66 * | 12 | | |
| 61095 | FT 95-2-1 | 2 | | |
| 61096 | FT 95-3-1 | 3 | | |
| 61097 | FT 95-4-1 | 4 | | |
| 61098 | FT 95-5-1 | 5 | | |
| 61099 | FT 95-6-1 | 6 | 5 | |
| 61100 | FT 95-44-1 * | 8 | | |
| 61101 | FT 95-55-1 * | 10 | | |
| 61102 | FT 95-66-1 * | 12 | | |

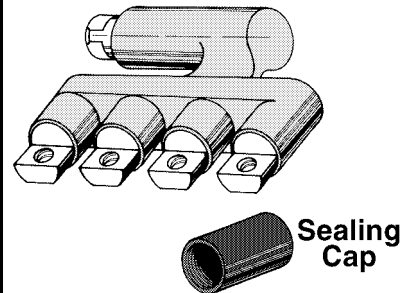


* Double row configuration.

Add suffix "AWR" to the catalog number for complete assembly with CS 2011 insulating rockets. Consult the factory for pricing, or see page 73 for Flood-Seal 95 Series Terminal Kit.

FTU 95 SERIES - WITH DISCONNECTABLE BUSHING ADAPTER, FOR ONE HOLE LUGS UP TO 350 KCMIL

| UPC Number | Catalog Number | # Outlets | Stud Size | Std. Ctn. Qty. |
|------------|----------------|-----------|-----------|----------------|
| 61103 | FTU 95-2 | 2 | 5/8 | 20 |
| 61104 | FTU 95-3 | 3 | | |
| 61105 | FTU 95-4 | 4 | | |
| 61106 | FTU 95-5 | 5 | | |
| 61107 | FTU 95-6 | 6 | | |
| 61108 | FTU 95-44 * | 8 | | |
| 61109 | FTU 95-55 * | 10 | 1 | 5 |
| 61110 | FTU 95-66 * | 12 | | |
| 61111 | FTU 95-2-1 | 2 | | |
| 61112 | FTU 95-3-1 | 3 | | |
| 14204 | FTU 95-4-1 | 4 | | |
| 61113 | FTU 95-5-1 | 5 | | |
| 61114 | FTU 95-6-1 | 6 | 5 | |
| 61115 | FTU 95-44-1 * | 8 | | |
| 61116 | FTU 95-55-1 * | 10 | | |
| 61117 | FTU 95-66-1 * | 12 | | |



* Double row configuration.

Add suffix "AWR" to the catalog number for complete assembly with CS 2011 insulating rockets. Consult the factory for pricing, or see page 73 for Flood-Seal 95 Series Terminal Kit.

Aluminum Flood-Seal® 125 Series Screw-On Transformer Connectors

PVC insulated, complete with bushing adapter, bushing stud cover, jam nut & lug mounting hardware

FTU 125 SERIES - FOR ONE HOLE LUGS UP TO 500 KCMIL

| UPC Number | Catalog Number | # Outlets | Stud Size | Std. Ctn. Qty. |
|------------|----------------|-----------|-----------|----------------|
| 61118 | FTU 125-2 | 2 | 5/8 | 15 |
| 61119 | FTU 125-3 | 3 | | |
| 61120 | FTU 125-4 | 4 | | 10 |
| 61121 | FTU 125-5 | 5 | | |
| 61122 | FTU 125-6 | 6 | | |
| 61123 | FTU 125-44 * | 8 | | |
| 61124 | FTU 1-125-2 | 2 | 1 | 10 |
| 61125 | FTU 1-125-3 | 3 | | |
| 61126 | FTU 1-125-4 | 4 | | |
| 61127 | FTU 1-125-5 | 5 | | 5 |
| 61128 | FTU 1-125-6 | 6 | | |
| 61129 | FTU 1-125-44 * | 8 | | |

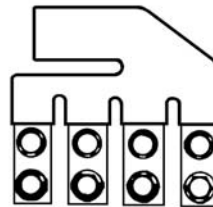


* Double row configuration.

Add suffix "AWR" to the catalog number for complete assembly with CS 2011 insulating rockets. Consult the factory for pricing, or order rockets separately. Refer to page 77 for FS 125 Series accessories.

FTU-N 125 SERIES - FOR TWO HOLE NEMA LUGS UP TO 500 KCMIL

| UPC Number | Catalog Number | # Outlets | Stud Size | Std. Ctn. Qty. |
|------------|----------------|-----------|-----------|----------------|
| 61130 | FTU 2 N | 2 | 5/8 | 10 |
| 61131 | FTU 3 N | 3 | | |
| 61132 | FTU 4 N | 4 | | 5 |
| 61133 | FTU 5 N | 5 | | |
| 61134 | FTU 6 N | 6 | | |
| 61135 | FTU 44 N * | 8 | | |
| 61136 | FTU 1-2 N | 2 | 1 | 10 |
| 61137 | FTU 1-3 N | 3 | | |
| 61138 | FTU 1-4 N | 4 | | |
| 61139 | FTU 1-5 N | 5 | | 5 |
| 61140 | FTU 1-6 N | 6 | | |
| 61141 | FTU 1-44 N * | 8 | | |



* Double row configuration.

Add suffix "AWR" to the catalog number for complete assembly with CSN 2011 insulating rockets. Consult the factory for pricing, or order rockets separately. Refer to page 77 for FS 125 Series accessories.

STUD ADAPTER KIT - INCLUDES STUD COVER & JAM NUT

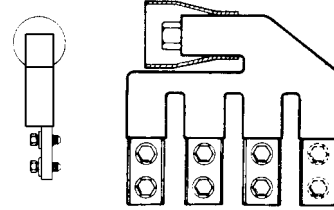
| UPC Number | Catalog Number | Stud Size | Std. Ctn. Qty. |
|------------|----------------|-----------|----------------|
| 61142 | 2250-1 K | 5/8 | 25 |
| 61143 | 2135 K | 1 | |

Aluminum Flood-Seal® 175 Series Screw-On Transformer Connectors

PVC insulated, complete with bushing adapter, bushing stud cover, jam nut & lug mounting hardware

FTU 175 SERIES - FOR TWO HOLE NEMA LUGS UP TO 1000 KCMIL, SINGLE ROW CONFIGURATION

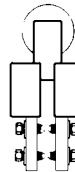
| UPC Number | Catalog Number | # Outlets | Stud Size | Std. Ctn. Qty. |
|------------|----------------|-----------|-----------|----------------|
| 61144 | FTU 2-175-58 | 2 | 5/8 | 5 |
| 61145 | FTU 3-175-58 | 3 | | |
| 61146 | FTU 4-175-58 | 4 | | |
| 61147 | FTU 2-175-1 | 2 | 1 | 5 |
| 61148 | FTU 3-175-1 | 3 | | |
| 61149 | FTU 4-175-1 | 4 | | |



Add suffix "AWR" to the catalog number for complete assembly with FS 1175 insulating rockets. Consult the factory for pricing, or order rockets separately. Refer to page 81 for FS 175 Series accessories.

FTU 175 SERIES - FOR TWO HOLE NEMA LUGS UP TO 1000 KCMIL, DOUBLE ROW CONFIGURATION

| UPC Number | Catalog Number | # Outlets | Stud Size | Std. Ctn. Qty. |
|------------|----------------|-----------|-----------|----------------|
| 61150 | FTU 33-175-58 | 6 | 5/8 | 1 |
| 61151 | FTU 44-175-58 | 8 | | |
| 61152 | FTU 33-175-1 | 6 | 1 | |
| 61153 | FTU 44-175-1 | 8 | | |



Add suffix "AWR" to the catalog number for complete assembly with FS 1175 insulating rockets. Consult the factory for pricing, or order rockets separately. Refer to page 81 for FS 175 Series accessories.

5

Aluminum Flood-Seal® Quick Disconnect Transformer Connectors

Dual-rated, rubber insulated

DF SERIES

| UPC Number | Catalog Number | # Outlets | Stud Size | Std. Ctn. Qty. |
|------------|----------------|-----------|-----------|----------------|
| 50482 | DF 22 | 4 | 5/8 | 5 |
| 61154 | DF 33 | 6 | | |
| 61155 | DF 44 | 8 | | |

Connector supplied with insulating rockets.



1" STUD ADAPTER KIT FOR DF SERIES

| UPC Number | Catalog Number | Std. Ctn. Qty. |
|------------|----------------|----------------|
| 61156 | AA 581 K | 50 |

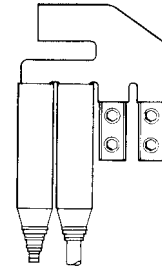
Aluminum Flood-Seal® Quick Disconnect Transformer Connectors

Dual-rated, PVC insulated, with set screw conductor outlets

UT-R SERIES

| UPC Number | Catalog Number | Conductor Range | # Outlets | Stud Size | Std. Ctn. Qty. |
|------------|----------------|-----------------|-----------|-----------|----------------|
| 61157 | UT 258 R | #6 - 350 | 2 | 5/8 | 5 |
| 61158 | UT 358 R | | 3 | | |
| 61159 | UT 458 R | | 4 | | |
| 61160 | UT 558 R | | 5 | | |
| 61161 | UT 658 R | | 6 | | |
| 61162 | UT 4458 R | | 8 | | |
| 61163 | UT 21 R | | 2 | 1 | |
| 61164 | UT 31 R | | 3 | | |
| 61165 | UT 41 R | | 4 | | |
| 61166 | UT 51 R | | 5 | | |
| 61167 | UT 61 R | 6 | | | |
| 61168 | UT 441 R | 8 | | | |

Connector supplied with insulating rockets.







Connector is supplied with stud adapter





Aluminum Kee-Bars Screw-On Transformer Connectors

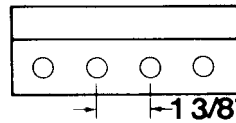
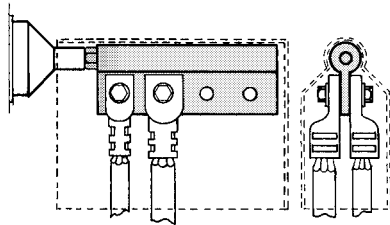
For one hole lugs

STANDARD KEE-BARS

| UPC Number | Catalog Number | Style | # Outlets | Stud Size | Std.Ctn. Qty. |
|------------|----------------|---|--|-----------|---------------|
| 61169 | KB 2 |  | 2 | 5/8 | 25 |
| 61170 | KB 3 | | 3 | | |
| 61171 | KB 4 | | 4 | | |
| 61172 | KB 5 | | 5 | | |
| 61173 | KB 6 | | 6 | | |
| 61174 | SKB 2 | |  | | |
| 61175 | SKB 3 | 3 | | | |
| 61176 | SKB 4 | 4 | | | |
| 61177 | SKB 5 | 5 | | | |
| 61178 | SKB 6 | 6 | | | |
| 61179 | KB 1-2 |  | | 2 | |
| 61180 | KB 1-3 | | 3 | | |
| 61181 | KB 1-4 | | 4 | | |
| 61182 | KB 1-5 | | 5 | | |
| 61183 | KB 1-6 | | 6 | | |
| 61184 | SKB 1-2 | |  | 2 | |
| 61185 | SKB 1-3 | 3 | | | |
| 61186 | SKB 1-4 | 4 | | | |
| 61794 | SKB 1-5 | 5 | | | |
| 61795 | SKB 1-6 | 6 | | | |

DISCONNECTABLE KEE-BARS

| UPC Number | Catalog Number | Style | # Outlets | Stud Size | Std.Ctn. Qty. |
|------------|----------------|---|--|-----------|---------------|
| 61187 | DKB 2 |  | 2 | 5/8 | 25 |
| 61188 | DKB 3 | | 3 | | |
| 61189 | DKB 4 | | 4 | | |
| 61190 | DKB 5 | | 5 | | |
| 61191 | DKB 6 | | 6 | | |
| 61192 | DSKB 2 | |  | | |
| 61193 | DSKB 3 | 3 | | | |
| 61194 | DSKB 4 | 4 | | | |
| 61195 | DSKB 5 | 5 | | | |
| 61196 | DSKB 6 | 6 | | | |
| 61197 | DKB 1-2 |  | | 2 | |
| 61198 | DKB 1-3 | | 3 | | |
| 61199 | DKB 1-4 | | 4 | | |
| 61200 | DKB 1-5 | | 5 | | |
| 61201 | DKB 1-6 | | 6 | | |
| 61202 | DSKB 1-2 | |  | 2 | |
| 61203 | DSKB 1-3 | 3 | | | |
| 61204 | DSKB 1-4 | 4 | | | |
| 61205 | DSKB 1-5 | 5 | | | |
| 61206 | DSKB 1-6 | 6 | | | |



5

Aluminum Kee-Bars Screw-On Transformer Connectors

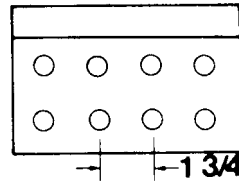
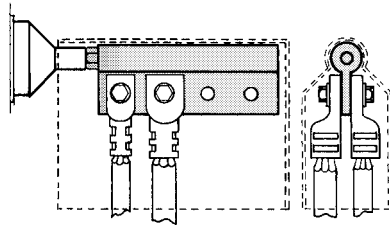
For two hole NEMA lugs

STANDARD KEE-BARS

| UPC Number | Catalog Number | Bar Type | # Outlets | Stud Size | Std.Ctn. Qty. |
|------------|----------------|----------|-----------|-----------|---------------|
| 61207 | KB 1-2 N | | 2 | 1 | 25 |
| 61208 | KB 1-3 N | | 3 | | |
| 61209 | KB 1-4 N | | 4 | | |
| 61210 | KB 1-5 N | | 5 | | |
| 61211 | KB 1-6 N | | 6 | | |
| 61212 | SKB 1-2 N | | | | |
| 61213 | SKB 1-3 N | 3 | | | |
| 61214 | SKB 1-4 N | 4 | | | |
| 61215 | SKB 1-5 N | 5 | | | |
| 61216 | SKB 1-6 N | 6 | | | |

DISCONNECTABLE KEE-BARS



| UPC Number | Catalog Number | Bar Type | # Outlets | Stud Size | Std.Ctn. Qty. | | |
|------------|----------------|----------|-----------|-----------|---------------|---|---|
| 61217 | DKB 2 N | | 2 | 5/8 | 25 | | |
| 61218 | DKB 3 N | | 3 | | | | |
| 61219 | DKB 4 N | | 4 | | | | |
| 61220 | DKB 5 N | | 5 | | | | |
| 61221 | DKB 6 N | | 6 | | | | |
| 61222 | DSKB 2 N | | | | | 2 | |
| 61223 | DSKB 3 N | 3 | | | | | |
| 61224 | DSKB 4 N | 4 | | | | | |
| 61225 | DSKB 5 N | 5 | | | | | |
| 61226 | DSKB 6 N | 6 | | | | | |
| 61227 | DKB 1-2 N | | | | | 2 | 1 |
| 61228 | DKB 1-3 N | | 3 | | | | |
| 61229 | DKB 1-4 N | | 4 | | | | |
| 61230 | DKB 1-5 N | | 5 | | | | |
| 61231 | DKB 1-6 N | | 6 | | | | |
| 61232 | DSKB 1-2 N | | | 2 | | | |
| 61233 | DSKB 1-3 N | 3 | | | | | |
| 61234 | DSKB 1-4 N | 4 | | | | | |
| 61235 | DSKB 1-5 N | 5 | | | | | |
| 61236 | DSKB 1-6 N | 6 | | | | | |





Aluminum Universal Kee-Bars Screw-On Transformer Connectors

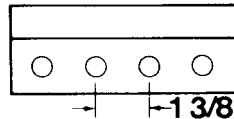
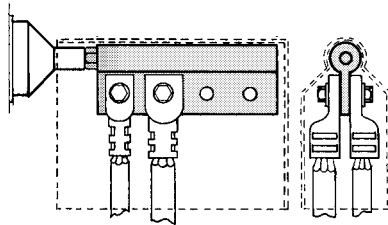
For one hole lugs

STANDARD KEE-BARS

| UPC Number | Catalog Number | Bar Type | # Outlets | Stud Size | Std.Ctn. Qty. |
|------------|----------------|---|---|-----------|---------------|
| 61237 | KBU 2 |  | 2 | 5/8 & 1 | 25 |
| 61238 | KBU 3 | | 3 | | |
| 61239 | KBU 4 | | 4 | | |
| 61240 | KBU 5 | | 5 | | |
| 61241 | KBU 6 | | 6 | | |
| 61242 | SKBU 2 | |  | | |
| 61243 | SKBU 3 | 3 | | | |
| 61244 | SKBU 4 | 4 | | | |
| 61245 | SKBU 5 | 5 | | | |
| 61246 | SKBU 6 | 6 | | | |

DISCONNECTABLE KEE-BARS

| UPC Number | Catalog Number | Bar Type | # Outlets | Stud Size | Std.Ctn. Qty. |
|------------|----------------|---|---|-----------|---------------|
| 61247 | DKBU 2 |  | 2 | 5/8 & 1 | 25 |
| 61248 | DKBU 3 | | 3 | | |
| 61249 | DKBU 4 | | 4 | | |
| 61250 | DKBU 5 | | 5 | | |
| 61251 | DKBU 6 | | 6 | | |
| 61252 | DSKBU 2 | |  | | |
| 61253 | DSKBU 3 | 3 | | | |
| 61254 | DSKBU 4 | 4 | | | |
| 61255 | DSKBU 5 | 5 | | | |
| 61256 | DSKBU 6 | 6 | | | |




5

Hardware for Kee-Bars

| UPC Number | Catalog Number | Stud Size | Std. Ctn. Qty. |
|------------------------------------|----------------|-----------|----------------|
| 61791 | 5/8" Jam Nuts | 5/8 | 50 |
| 61800 | 1" Jam Nuts | 1 | |
| Stud adapters with jam nuts | | | |
| 61792 | 2135 | 5/8 | 25 |
| 61793 | 2150 | 1 | |

Snap-On Bushing Covers



Please consult the factory for pricing.
Add suffix "C" to the connector catalog number when ordering.

Aluminum Screw-On Transformer Stud Adapters

2043 SERIES - CABLE TO STUD STYLE

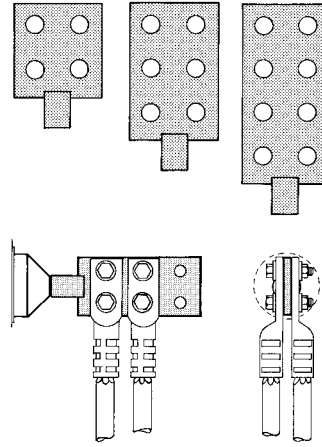
| UPC Number | Catalog Number | Conductor Size | Stud Size | Std. Ctn. Qty. |
|------------|----------------|----------------|-----------|----------------|
| 61901 | 2043-1 | 350 | 5/8-11 | 25 |
| 61902 | 2043-2 | | 1/2-13 | |
| 61903 | 2043-3 | | 3/8-16 | |
| 10447 | 2043-4 | | 1-14 | |
| 61904 | 2043-5 | 4/0 | 3/4-16 | |
| 61905 | 2043-6 | 350 | 1-8 | |
| 61906 | 2043-7 | 4/0 | 1/2-13 | |
| 61907 | 2043-8 | 250 | | |
| 61908 | 2043-9 | | 5/8-11 | |
| 61909 | 2043-10 | 500 | | |



Copper Tin-Plated Transformer Stud Adapters

2042 SERIES - NEMA PAD STYLE

| UPC Number | Catalog Number | Stud Size | # Bolt Holes | Std. Ctn. Qty. |
|------------|----------------|-----------|--------------|----------------|
| 61912 | 2042-1 | 5/8-11 | 4 | 25 |
| 14701 | 2042-2 | 1-14 | | |
| 14702 | 2042-3 | 1/2-13 | | |
| 61913 | 2042-4 | 5/8-11 | 6 | |
| 14703 | 2042-5 | 1-14 | | |
| 61914 | 2042-6 | 1 1/4-12 | | |
| 61915 | 2042-7 | 1 1/2-12 | 8 | 5 |
| 14704 | 2042-8 | 5/8-11 | | |
| 14705 | 2042-9 | 1-14 | | |
| 14700 | 2042-10 | 1 1/4-12 | | |
| 61916 | 2042-11 | 1 1/2-12 | | |



5


Aluminum Lay-In Transformer Spade Connectors

Dual-rated



ABK SERIES

| UPC Number | Catalog Number | Conductor Range | # Outlets | Std. Ctn. Qty. |
|------------|----------------------|-----------------|-----------|----------------|
| 61910 | ABK 640 | #6 - 4/0 | 6 | 10 |
| 61911 | ABK 6350 | #6 - 350 | | |
| 21925 | ABK 6600 | #2 - 600 | | |
| 61257 | ABK 1600 DS * | | 1 | |
| 61258 | ABK 6600 DS * | | 6 | |
| 61259 | ABK 1750 | 1/0 - 750 | 1 | 15 |
| 61260 | ABK 2750 | | 2 | 10 |
| 61261 | ABK 3750 | | 3 | |
| 61262 | ABK 4750 | | 4 | |
| 61263 | ABK 6750 | | 6 | |
| 61264 | ABK 8750 | | 8 | |
| 61265 | ABK 21000 | 1/0 - 1000 | 2 | 5 |
| 61266 | ABK 31000 | | 3 | |
| 14024 | ABK 41000 | | 4 | 3 |
| 61267 | ABK 61000 | | 6 | 2 |
| 61268 | ABK 81000 | | 8 | |



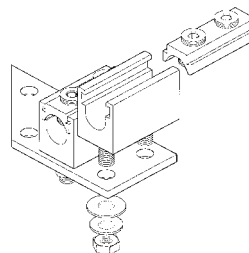
* "DS" suffix indicates double set screws.

Add suffix "C" to the catalog number for oxide inhibitor, and add cents per cable port to the price. Insulate with the SB series insulating boot sold separately. Please refer to page 137.

AK SERIES

| UPC Number | Catalog Number | Conductor Range | # Outlets | Std. Ctn. Qty. |
|------------|-----------------|-----------------|-----------|----------------|
| 61269 | AK 600 N | #2 - 600 | 1 | 10 |

Add suffix "C" to the catalog number for oxide inhibitor, and add 14 cents to the price. Hardware included.



ABK ML SERIES - LONGER PAD DESIGN

| UPC Number | Catalog Number | Conductor Range | # Outlets | Std. Ctn. Qty. |
|------------|--------------------|-----------------|-----------|----------------|
| 08500 | ABK 3750 ML | 1/0 - 750 | 3 | 10 |
| 08501 | ABK 6750 ML | | 6 | 5 |

Add suffix "C" to the catalog number for oxide inhibitor, and add 14 cents per cable port to the price. Insulate with the SB series insulating boot sold separately. Please refer to page 137.



Aluminum Lay-In Transformer Spade Connectors

Dual-rated



ABK 1000 SERIES - BACK TO BACK CONFIGURATION

| UPC Number | Catalog Number | Conductor Range | # Outlets | Std. Ctn. Qty. |
|------------|-------------------|-----------------|-----------|----------------|
| 61270 | ABK 221000 | 1/0 - 1000 | 4 | 3 |
| 61271 | ABK 331000 | | 6 | |
| 21923 | ABK 441000 | | 8 | |
| 61272 | ABK 661000 | | 12 | 1 |
| 61273 | ABK 881000 | | 16 | |



Add suffix "C" to the catalog number for oxide inhibitor, and add _____ cents per cable port to the price. Insulate with the SB series insulating boot sold separately. Please refer to page 137.

ABK 7024 SERIES - SINGLE ROW CONFIGURATION

| UPC Number | Catalog Number | Conductor Range | # Outlets | Std. Ctn. Qty. |
|------------|----------------------|-----------------|-----------|----------------|
| 61274 | ABK 81-7024 R | 1/0 - 1000 | 8 | 1 |
| 61275 | ABK 81-7024 L | | 8 | |



Comes standard with streetlight outlet, and supplied with stainless steel mounting hardware. Add suffix "C" to the catalog number for oxide inhibitor, and add _____ cents per cable port to the price. Insulate with the SB series insulating boot sold separately. Please refer to page 137.

ABK 7024 SERIES - BACK TO BACK CONFIGURATION

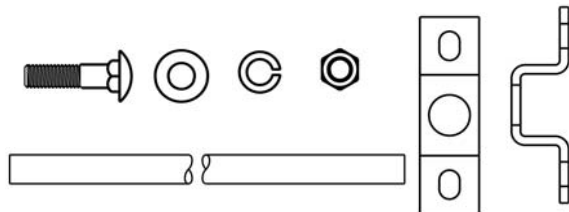
| UPC Number | Catalog Number | Conductor Range | # Outlets | Std. Ctn. Qty. |
|------------|---------------------|-----------------|-----------|----------------|
| 61276 | ABK 881-7024 | 1/0 - 1000 | 16 | 1 |



Comes standard with streetlight outlet, and supplied with stainless steel mounting hardware. Add suffix "C" to the catalog number for oxide inhibitor, and add _____ cents per cable port to the price. Insulate with the SB series insulating boot sold separately. Please refer to page 137.

ABK 7024 SERIES SUPPORT KIT

| UPC Number | Catalog Number | Std. Ctn. Qty. |
|------------|------------------------|----------------|
| 61277 | ABK Support Kit | 1 |



Kit consists of:

- (1) 30" fiberglass support rod
- (4) 1/2"-13 stainless steel carriage bolts
- (4) 1/2" stainless steel flat washers
- (4) 1/2" stainless steel lock washers
- (4) 1/2" silicone bronze nuts
- (2) tin-plated support brackets

Other EZ Keeper® ABK Series sizes and configurations are available. Consult the factory for further information.




Aluminum Lay-In Transformer Spade Connectors

Dual-rated ZeeBar® style



ZBK SERIES - BACK TO BACK CONFIGURATION

| UPC Number | Catalog Number | Conductor Range | # Outlets | # Mount Holes | Std. Ctn. Qty. |
|------------|----------------|-----------------|-----------|---------------|----------------|
| 26315 | ZBK 1017 | 1/0 - 750 | 2 | 2 | 15 |
| 26316 | ZBK 2027 | | 4 | 4 | |
| 26317 | ZBK 3037 | | 6 | 6 | |
| 26318 | ZBK 4047 | | 8 | 8 | 5 |
| 26320 | ZBK 6067 | | 12 | 12 | |
| 26322 | ZBK 8087 | | 16 | 16 | |
| 26324 | ZBK 2021 | 1/0 - 1000 | 4 | 4 | 2 |
| 26325 | ZBK 3031 | | 6 | 6 | |
| 26326 | ZBK 4041 | | 8 | 8 | |
| 26328 | ZBK 6061 | | 12 | 12 | |
| 26330 | ZBK 8081 | | 16 | 16 | |



Add suffix "C" to the catalog number for oxide inhibitor, and add _____ cents per cable port to the price. Insulate with the SB series insulating boot sold separately. Please refer to page 137.

Aluminum Transformer Spade Connectors

Dual-rated

ABT SERIES - ONE HOLE

| UPC Number | Catalog Number | Conductor Range | # Outlets | Std. Ctn. Qty. | |
|------------|--------------------|-----------------|-----------|----------------|----|
| 61278 | ABT 440-48 | #6 - 250 | 4 | 25 | |
| 61279 | ABT 640-48 | | 6 | | |
| 61280 | ABT 840-48 | | 8 | | |
| 61281 | ABT 4350-48 | #12 - 350 | 4 | | |
| 61282 | ABT 6350-48 | | 6 | | |
| 61283 | ABT 8350-48 | | 8 | | |
| 61284 | ABT 4500-48 | #6 - 500 | 4 | | 10 |
| 61285 | ABT 6500-48 | | 6 | | |
| 61286 | ABT 8500-48 | | 8 | | |



Add suffix "C" to the catalog number for oxide inhibitor, and add . . . cents per cable port to the price. Insulate with the SB series insulating boot sold separately. Please refer to page 137.

ABT SERIES - TWO HOLE

| UPC Number | Catalog Number | Conductor Range | # Outlets | Std. Ctn. Qty. |
|------------|-----------------|-----------------|-----------|----------------|
| 61287 | ABT 440 | #6 - 250 | 4 | 25 |
| 61288 | ABT 640 | | 6 | |
| 61289 | ABT 840 | | 8 | |
| 61290 | ABT 2350 | #12 - 350 | 2 | |
| 61291 | ABT 3350 | | 3 | |
| 61292 | ABT 4350 | | 4 | |
| 91293 | ABT 6350 | | 6 | |
| 61294 | ABT 8350 | #6 - 500 | 8 | |
| 61295 | ABT 2500 | | 2 | |
| 61296 | ABT 3500 | | 3 | |
| 61297 | ABT 4500 | | 4 | |
| 61298 | ABT 5500 | | 5 | |
| 61299 | ABT 6500 | | 6 | |
| 61300 | ABT 8500 | | 28 | |



Add suffix "C" to the catalog number for oxide inhibitor, and add . . . cents per cable port to the price. Insulate with the SB series insulating boot sold separately. Please refer to page 137.

5

Aluminum Transformer Spade Connectors

Dual-rated

ABT SERIES - TWO HOLE, DOUBLE SET SCREW

| UPC Number | Catalog Number | Conductor Range | # Outlets | Std. Ctn. Qty. |
|------------|----------------|-----------------|-----------|----------------|
| 61301 | ABT 2500 DS | #6 - 500 | 2 | 25 |
| 05044 | ABT 3500 DS | | 3 | |
| 61302 | ABT 4500 DS | | 4 | 10 |
| 61303 | ABT 5500 DS | | 5 | |
| 14032 | ABT 6500 DS | | 6 | |
| 61304 | ABT 8500 DS | | 8 | |
| 61305 | ABT 2750 | 1/0 - 750 | 2 | 10 |
| 61306 | ABT 3750 | | 3 | |
| 61307 | ABT 4750 | | 4 | |
| 61308 | ABT 5750 | | 5 | 5 |
| 10152 | ABT 6750 | | 6 | |
| 61309 | ABT 8750 | | 8 | |
| 61310 | ABT 41000 | 1/0 - 1000 | 4 | 10 |
| 61311 | ABT 61000 | | 6 | |
| 61312 | ABT 81000 | | 8 | 5 |



Add suffix "C" to the catalog number for oxide inhibitor, and add cents per cable port to the price.
 Add suffix "TN" to the catalog number for tin plating. Consult the factory for pricing.
 Insulate with the SB series insulating boot sold separately. Please refer to page 137.

Aluminum Transformer Spade Connectors

Dual-rated ZeeBar® style



ZBT SERIES - SINGLE ROW MOUNTING HOLES

| UPC Number | Catalog Number | Conductor Range | # Outlets | # Mount Holes | Std. Ctn. Qty. |
|------------|----------------|-----------------|-----------|---------------|----------------|
| 61313 | ZBT 1013-48 | #12 - 350 | 2 | 1 | 50 |
| 61314 | ZBT 2023-48 | | 4 | | |
| 61315 | ZBT 3033-48 | | 6 | 2 | 25 |
| 61316 | ZBT 4043-48 | | 8 | 3 | |
| 61317 | ZBT 6063-48 | | 12 | 4 | |



Add suffix "C" to the catalog number for oxide inhibitor, and add cents per cable port to the price. Insulate with the SB series insulating boot sold separately. Please refer to page 137.

ZBT SERIES - DOUBLE ROW NEMA MOUNTING HOLES

| UPC Number | Catalog Number | Conductor Range | # Outlets | # Mount Holes | Std. Ctn. Qty. |
|------------|----------------|-----------------|-----------|---------------|----------------|
| 61318 | ZBT 1013 | #12 - 350 | 2 | 2 | 50 |
| 61319 | ZBT 2023 | | 4 | | |
| 61320 | ZBT 3033 | | 6 | 4 | 25 |
| 61321 | ZBT 4043 | | 8 | 6 | |
| 61322 | ZBT 6063 | | 12 | 8 | |



Add suffix "C" to the catalog number for oxide inhibitor, and add cents per cable port to the price. Insulate with the SB series insulating boot sold separately. Please refer to page 137.

ZBT SERIES - DOUBLE ROW NEMA MOUNTING HOLES

| UPC Number | Catalog Number | Conductor Range | # Outlets | # Mount Holes | Std. Ctn. Qty. |
|------------|----------------|-----------------|-----------|---------------|----------------|
| 61323 | ZBT 1017 | 1/0 - 750 | 2 | 2 | 25 |
| 61324 | ZBT 2027 | | 4 | 4 | |
| 61325 | ZBT 3037 | | 6 | 6 | 10 |
| 61326 | ZBT 4047 | | 8 | 8 | |
| 61327 | ZBT 6067 | | 12 | 12 | |



Add suffix "C" to the catalog number for oxide inhibitor, and add cents per cable port to the price. Insulate with the SB series insulating boot sold separately. Please refer to page 137.

ZBT-DS SERIES - TWIN SET SCREW DOUBLE ROW NEMA MOUNTING HOLES

| UPC Number | Catalog Number | Conductor Range | # Outlets | # Mount Holes | Std. Ctn. Qty. |
|------------|----------------|-----------------|-----------|---------------|----------------|
| 61328 | ZBT 2027 DS | 1/0 - 750 | 4 | 4 | 4 |
| 61939 | ZBT 3037 DS | | 6 | 6 | |
| 61329 | ZBT 4047 DS | | 8 | 8 | |
| 61330 | ZBT 6067 DS | | 12 | 12 | |
| 61331 | ZBT 8087 DS | | 16 | 14 | |



Add suffix "C" to the catalog number for oxide inhibitor, and add cents per cable port to the price. Insulate with the SB series insulating boot sold separately. Please refer to page 137.

5



Aluminum Transformer Spade Connectors

Dual-rated

ABN SERIES - IN-LINE BAR

| UPC Number | Catalog Number | Conductor Range | # Outlets | Boot Number | Std. Ctn. Qty. |
|------------|----------------|-----------------|-----------|-------------|----------------|
| 61332 | ABN 240 | #6 - 250 | 2 | SB 17 | 50 |
| 61333 | ABN 340 | | 3 | | |
| 61334 | ABN 440 | | 4 | SB 11 | |
| 61335 | ABN 540 | | 5 | | |
| 61336 | ABN 640 | | 6 | | |
| 61337 | ABN 740 | | 7 | | |
| 61338 | ABN 840 | | 8 | SB 14 | |
| 61339 | ABN 2350 | | #12 - 350 | 2 | |
| 61340 | ABN 3350 | 3 | | SB 11 | |
| 61341 | ABN 4350 | 4 | | | |
| 61342 | ABN 5350 | 5 | | | |
| 61343 | ABN 6350 | 6 | | | |
| 61344 | ABN 7350 | 7 | | SB 14 | |
| 61345 | ABN 8350 | 8 | | SB 2160 | |
| 61346 | ABN 2500 | #6 - 500 | | 2 | SB 17 |
| 61347 | ABN 3500 | | 3 | SB 11 | |
| 61348 | ABN 4500 | | 4 | | |
| 61349 | ABN 5500 | | 5 | SB 14 | |
| 61350 | ABN 6500 | | 6 | SB 2160 | 25 |
| 61351 | ABN 7500 | | 7 | SB 2163 | |
| 61352 | ABN 8500 | | 8 | SB 2163-3 | |
| 61353 | ABN 2750 | | 1/0 - 750 | 2 | |
| 61354 | ABN 3750 | 3 | | 25 | |
| 61355 | ABN 4750 | 4 | | SB 2160 | |
| 61356 | ABN 5750 | 5 | | | 5 |
| 61357 | ABN 6750 | 6 | | | |
| 61358 | ABN 7750 | 7 | | | |
| 61359 | ABN 8750 | 8 | | | |



Add suffix "SL" to the catalog number (e.g. ABN 240 SL) for streetlight outlet (#4 Str. - #14 Sol.), and add to the price. A longer insulating cover may be required for streetlight outlet.
 Add suffix "C" to the catalog number (e.g. ABN 240 SLC) for oxide inhibitor, and add 1 cent per cable port to the price.
 Insulate with the SB series insulating boot sold separately. Please refer to page 137.

Aluminum Flood-Seal® 125 Series Transformer Spade Connectors

Dual-rated, insulated, complete with lug mounting hardware

FTN 125 SERIES - FOR ONE HOLE LUGS UP TO 500 KCMIL

| UPC Number | Catalog Number | # Outlets | Std. Ctn. Qty. |
|------------|----------------|-----------|----------------|
| 61849 | FTN 125-2 | 2 | 10 |
| 61850 | FTN 125-3 | 3 | |
| 61851 | FTN 125-4 | 4 | |
| 61852 | FTN 125-5 | 5 | |
| 61853 | FTN 125-6 | 6 | |
| 61854 | FTN 125-44 * | 8 | 5 |



Note: insulating rockets sold separately

* Double row configuration.

Add suffix "AWR" to the catalog number for complete assembly with CS 2011 insulating rockets. Consult the factory for pricing, or order rockets separately. Refer to page 77 for FS 125 Series accessories.

FTN-N 125 SERIES - FOR TWO HOLE NEMA LUGS UP TO 500 KCMIL

| UPC Number | Catalog Number | # Outlets | Std. Ctn. Qty. |
|------------|----------------|-----------|----------------|
| 61855 | FTN 125-2 N | 2 | 5 |
| 61856 | FTN 125-3 N | 3 | |
| 61857 | FTN 125-4 N | 4 | |
| 61858 | FTN 125-5 N | 5 | |
| 61859 | FTN 125-6 N | 6 | |
| 61860 | FTN 125-44 N * | 8 | 4 |



* Double row configuration.

Add suffix "AWR" to the catalog number for complete assembly with CSN 2011 insulating rockets. Consult the factory for pricing, or order rockets separately. Refer to page 77 for FS 125 Series accessories.

5

Aluminum Flood-Seal® 175 Series Transformer Spade Connectors

Dual-rated, PVC insulated, complete with lug mounting hardware

FTN 175 SERIES - FOR TWO HOLE NEMA LUGS UP TO 1000 KCMIL, SINGLE ROW CONFIGURATION

| UPC Number | Catalog Number | # Outlets | Std. Ctn. Qty. |
|------------|----------------|-----------|----------------|
| 61360 | FTN 175-4 R | 4 | 5 |
| 61361 | FTN 175-4 L | 4 | |
| 61362 | FTN 175-5 R | 5 | |
| 61363 | FTN 175-5 L | 5 | |
| 61364 | FTN 175-6 R | 6 | 3 |
| 61365 | FTN 175-6 L | 6 | |



"R" suffix indicates right-hand configuration; "L" suffix indicates left-hand configuration.

Add suffix "AWR" to the catalog number for complete assembly with FS 1175 insulating rockets. Consult the factory for pricing, or order rockets separately. Refer to page 81 for FS 175 Series accessories.

FTN 175 SERIES - FOR TWO HOLE NEMA LUGS UP TO 1000 KCMIL, DOUBLE ROW CONFIGURATION

| UPC Number | Catalog Number | # Outlets | Std. Ctn. Qty. |
|------------|----------------|-----------|----------------|
| 61366 | FTN 175-22 | 4 | 2 |
| 61367 | FTN 175-33 | 6 | |
| 61368 | FTN 175-44 | 8 | |
| 61369 | FTN 175-55 | 10 | 1 |
| 61370 | FTN 175-66 | 12 | |



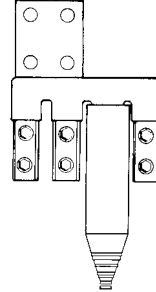
Add suffix "AWR" to the catalog number for complete assembly with FS 1175 insulating rockets. Consult the factory for pricing, or order rockets separately. Refer to page 81 for FS 175 Series accessories.

Aluminum Flood-Seal® Transformer Spade Connectors

Dual-rated, PVC insulated, with set screw conductor outlets

UT-NR SERIES

| UPC Number | Catalog Number | Conductor Range | # Outlets | Std. Ctn. Qty. |
|------------|----------------|-----------------|-----------|----------------|
| 61371 | UT 2 NR | #6 - 350 | 2 | 5 |
| 61372 | UT 3 NR | | 3 | |
| 61373 | UT 4 NR | | 4 | |
| 61374 | UT 5 NR | | 5 | |
| 61375 | UT 6 NR | | 6 | |
| 61376 | UT 44 NR * | | 8 | |
| 61377 | UT 750-2 NR | 1/0 - 750 | 2 | 3 |
| 61378 | UT 750-3 NR | | 3 | |
| 61379 | UT 750-4 NR | | 4 | |
| 61380 | UT 750-6 NR | | 6 | |
| 61381 | UT 750-44 NR * | | 8 | |



* Double row configuration.

Connector supplied with insulating rockets.

Add suffix "C" to the catalog number for oxide inhibitor, and add cents per cable port to the price.

Aluminum Transformer Spade Hub Connector

Complete with lug mounting hardware, for one hole lugs up to 350 kcmil

| UPC Number | Catalog Number | Bolt Size | Std. Ctn. Qty. |
|------------|----------------|-----------|----------------|
| 61382 | ATH 200-48 | 1/2 | 25 |

Use with HB 3508 insulating boot. Consult the factory for details.




NEMA Transformer Spade Adapter

Consult the factory for other sizes and configurations

TSC 4 SERIES - ALUMINUM SECONDARY EXTENSION ADAPTER

| UPC Number | Catalog Number | Number of Service Holes | Spade Thickness | Std. Ctn. Qty. |
|------------|----------------|-------------------------|-----------------|----------------|
| 14583 | TSC 4-6 | 6 | 3/8 | 10 |
| 14403 | TSC 4-8 | 8 | | |
| 61388 | TSC 4-10 | 10 | 3/4 | |
| 14402 | TSC 4-12 | 12 | | |

Add suffix "TN" to the catalog number for tin-plating. Consult the factory for pricing.



TSC 4-8

TSC SERIES - ALUMINUM EXTENSION ADAPTER

| UPC Number | Catalog Number | Number of Bolt Holes | Spade Thickness | Std. Ctn. Qty. |
|------------|----------------|----------------------|-----------------|----------------|
| 61389 | TSC 6 | 6 | 3/8 | 10 |
| 61390 | TSC 8 | 8 | | |
| 61391 | TSC 10 | 10 | 3/4 | |
| 61392 | TSC 12 | 12 | | |

Add suffix "TN" to the catalog number for tin-plating. Consult the factory for pricing.




TSC 8

5

CTSC 4 SERIES - COPPER SECONDARY EXTENSION ADAPTER

| UPC Number | Catalog Number | Number of Service Holes | Spade Thickness | Std. Ctn. Qty. |
|------------|----------------|-------------------------|-----------------|----------------|
| 61393 | CTSC 4-6 | 6 | 1/4 | 10 |
| 61394 | CTSC 4-8 | 8 | | |
| 61395 | CTSC 4-10 | 10 | 1/2 | |
| 61396 | CTSC 4-12 | 12 | | |


Add suffix "TN" to the catalog number for tin-plating. Consult the factory for pricing.



CTSC SERIES - COPPER EXTENSION ADAPTER

| UPC Number | Catalog Number | Number of Bolt Holes | Spade Thickness | Std. Ctn. Qty. |
|------------|----------------|----------------------|-----------------|----------------|
| 61397 | CTSC 6 | 6 | 1/4 | 10 |
| 61398 | CTSC 8 | 8 | | |
| 61399 | CTSC 10 | 10 | 1/2 | |
| 61400 | CTSC 12 | 12 | | |

Add suffix "TN" to the catalog number for tin-plating. Consult the factory for pricing.



Flood-Seal® 175 Series Clamp-On Style Transformer & Network Protection Connectors

PVC insulated aluminum or copper connectors, complete with lug mounting hardware

FTT 175 ALUMINUM SERIES - FOR TWO HOLE NEMA LUGS UP TO 1000 KCMIL, VERTICAL

| UPC Number | Catalog Number | # Outlets | Stud Size | Std. Ctn. Qty. |
|------------|----------------|-----------|-----------|----------------|
| 61401 | FTT 44-175-15 | 8 | 1 1/2 | 1 |
| 61402 | FTT 44-175-30 | | 3 | |

FTT 175 COPPER SERIES - FOR TWO HOLE NEMA LUGS UP TO 1000 KCMIL, VERTICAL

| UPC Number | Catalog Number | # Outlets | Stud Size | Std. Ctn. Qty. |
|------------|------------------|-----------|-----------|----------------|
| 61403 | FTT 44-175-15 CU | 8 | 1 1/2 | 1 |
| 61404 | FTT 44-175-30 CU | | 3 | |

Belleville washers are captive in PVC.
 Rubber gasket provides secure closure between connector halves.
 Add suffix "AWR" to the catalog number for complete assembly with FS 1175 insulating rockets.
 Consult the factory for pricing, or order rockets separately. Refer to page 81 for FS 175 Series accessories.



FTH 175 ALUMINUM SERIES - FOR TWO HOLE NEMA LUGS UP TO 1000 KCMIL, HORIZONTAL

| UPC Number | Catalog Number | # Outlets | Stud Size | Std. Ctn. Qty. |
|------------|----------------|-----------|-----------|----------------|
| 61405 | FTH 22-175-15 | 4 | 1 1/2 | 1 |
| 61406 | FTH 33-175-15 | 6 | | |
| 61407 | FTH 44-175-15 | 8 | | |
| 61408 | FTH 55-175-15 | 10 | | |
| 61409 | FTH 22-175-30 | 4 | 3 | |
| 61410 | FTH 33-175-30 | 6 | | |
| 61411 | FTH 44-175-30 | 8 | | |
| 61412 | FTH 55-175-30 | 10 | | |

FTH 175 COPPER SERIES - FOR TWO HOLE NEMA LUGS UP TO 1000 KCMIL, HORIZONTAL

| UPC Number | Catalog Number | # Outlets | Stud Size | Std. Ctn. Qty. |
|------------|------------------|-----------|-----------|----------------|
| 61413 | FTH 22-175-15 CU | 4 | 1 1/2 | 1 |
| 61414 | FTH 33-175-15 CU | 6 | | |
| 61415 | FTH 44-175-15 CU | 8 | | |
| 61416 | FTH 55-175-15 CU | 10 | | |
| 61417 | FTH 22-175-30 CU | 4 | 3 | |
| 61418 | FTH 33-175-30 CU | 6 | | |
| 61419 | FTH 44-175-30 CU | 8 | | |
| 61420 | FTH 55-175-30 CU | 10 | | |

Belleville washers are captive in PVC.
 Rubber gasket provides secure closure between connector halves.
 Add suffix "AWR" to the catalog number for complete assembly with FS 1175 insulating rockets.
 Consult the factory for pricing, or order rockets separately. Refer to page 81 for FS 175 Series accessories.



Insulating Boots For Transformer Connectors

EPDM RUBBER FB SERIES

| UPC Number | Catalog Number | Std. Ctn. Qty. |
|------------|----------------|----------------|
| 61421 | BBV 4 N | 30 |



PVC SB SERIES

| UPC Number | Catalog Number | Std. Ctn. Qty. |
|------------|----------------|----------------|
| 61422 | SB 2120 | 15 |
| 10119 | SB 2144 | |
| 10120 | SB 2144 BG | |
| 10121 | SB 2147 | |
| 10122 | SB 2150 | |
| 61423 | SB 2151 | 20 |
| 14563 | SB 2157 | |
| 61790 | SB 2158 | |
| 10126 | SB 2159 | |
| 10414 | SB 2160 | 25 |
| 61424 | SB 2163-2 | |
| 10129 | SB 2163-3 | |
| 10130 | SB 2163-4 | |
| 10131 | SB 2163-6 | |
| 10132 | SB 2163-7 | |
| 10133 | SB 11 | |
| 10134 | SB 14 | |
| 10135 | SB 16 | |
| 10416 | SB 17 | |



SB 21 Series



SB 11 & SB 14



SB 16 & SB 17

POLYETHYLENE PB SERIES

| UPC Number | Catalog Number | Std. Ctn. Qty. |
|------------|----------------|----------------|
| 14478 | PB 1 | 50 |
| 61425 | PB 2 T | |



PB 1



PB 2 T

5

Equipment Locks

Tamper proof. Shear head screw.

| UPC Number | Catalog Number | Figure Number | Dimensions (inches) | | | | Alumoweld Gauge | Std. Ctn. Qty. |
|------------|----------------|---------------|---------------------|------|------|------|-----------------|----------------|
| | | | L1 | L2 | W1 | W2 | | |
| 05106 | ELB | 1 | 2.13 | 1.25 | 1.06 | 0.94 | 6 | 100 |
| 01480 | ELB 2 | 2 | 2.19 | 1.25 | 2.00 | 1.00 | 4 | |
| 61426 | ELB 2 A | 3 | 3.00 | 1.69 | | 1.06 | | |

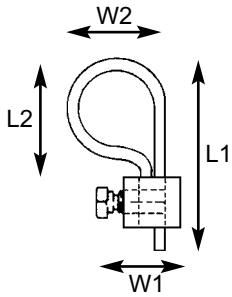


Fig. 1

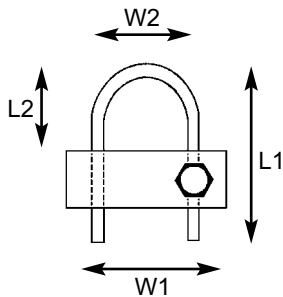


Fig. 2

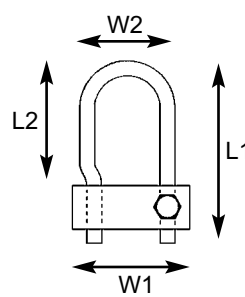


Fig. 3



Overhead Connectors & Covers

Insulated & Uninsulated Service Entrance Splices
Insulation Piercing Splice & Tap Connectors
H-Type Compression Connectors & Covers
Anti-Rotational Hot Line Stirrups
Aluminum & Copper Semi Tension Splices
Aluminum & Copper Semi Tension Loop Splices
Aluminum & Copper Full Tension Splices
Multi-Range Dieless Splices
Insulated & Uninsulated Pin Terminals
Eyebolt Adapters
Full Tension Transmission Splices & Dead-Ends

Aluminum Uninsulated Service Entrance Compression Splices - 1/2 Die Series

Prefilled with oxide inhibitor



Q-1-U SERIES

Sold in standard carton quantities only.

| UPC Number | Catalog Number | Conductor A | | | | Conductor B | | | | Std. Ctn. Qty. |
|------------|----------------|-------------|------|---------|------------|-------------|------|---------|------------|----------------|
| | | Color | Sol. | Str. | ACSR | Color | Sol. | Str. | ACSR | |
| 20327 | Q 1 U 52 | Green | #6 | #8 | - | Green | #6 | #8 | - | 500 |
| 10722 | Q 1 U 53 | | | | | Brown | #8 | #10 | | |
| 97013 | Q 1 U 54 | Blue | #4 | #5 & #6 | 6 - 6/1 | Blue | #4 | #5 & #6 | 6 - 6/1 | |
| 14487 | Q 1 U 55 | | | | | Green | #6 | #8 | - | |
| 10725 | Q 1 U 56 | | | | | Brown | #8 | #10 | | |
| 14488 | Q 1 U 57 | Orange | #2 | #3 & #4 | 4-6/1, 7/1 | Orange | #2 | #3 & #4 | 4-6/1, 7/1 | |
| 14489 | Q 1 U 58 | | | | | Blue | #4 | #5 & #6 | 6 - 6/1 | |
| 14490 | Q 1 U 59 | | | | | Green | #6 | #8 | - | |
| 10729 | Q 1 U 60 | | | | | Brown | #8 | #10 | | |
| 14491 | Q 1 U 65 | Red | #1 | #1 & #2 | 2-6/1, 7/1 | Red | #1 | #1 & #2 | 2-6/1, 7/1 | |
| 14492 | Q 1 U 67 | | | | | Orange | #2 | #3 & #4 | 4-6/1, 7/1 | |
| 14493 | Q 1 U 68 | | | | | Blue | #4 | #5 & #6 | 6 - 6/1 | |
| 14494 | Q 1 U 69 | | | | | Green | #6 | #8 | - | |



6

Aluminum Service Entrance Compression Splices - 5/8 Die Series

Prefilled with oxide inhibitor



U-1-N SERIES - INSULATED, LONGER LENGTH

Sold in standard carton quantities only.


| UPC Number | Catalog Number | Conductor A | | | | Conductor B | | | | Std. Ctn. Qty. |
|------------|----------------|-------------|------|---------|------------|-------------|------|---------|------------|----------------|
| | | Color | Sol. | Str. | ACSR | Color | Sol. | Str. | ACSR | |
| 10659 | U 1 N 88 | Green | #6 | #8 | - | Green | #6 | #8 | - | 500 |
| 10660 | U 1 N 81 | | | | | Brown | #8 | #10 | | |
| 14415 | U 1 N 66 | Blue | #4 | #5 & #6 | 6-6/1 | Blue | #4 | #5 & #6 | 6-6/1 | |
| 14595 | U 1 N 68 | | | | | Green | #6 | #8 | - | |
| 14593 | U 1 N 61 | | | | | Brown | #8 | #10 | | |
| 14413 | U 1 N 44 | Orange | #2 | #3 & #4 | 4-6/1, 7/1 | Orange | #2 | #3 & #4 | 4-6/1, 7/1 | |
| 14414 | U 1 N 46 | | | | | Blue | #4 | #5 & #6 | 6-6/1 | |
| 14592 | U 1 N 48 | | | | | Green | #6 | #8 | - | |
| 38320 | U 1 N 41 | | | | | Brown | #8 | #10 | | |
| 14410 | U 1 N 22 | Red | #1 | #1 & #2 | 2-6/1, 7/1 | Red | #1 | #1 & #2 | 2-6/1, 7/1 | |
| 14411 | U 1 N 24 | | | | | Orange | #2 | #3 & #4 | 4-6/1, 7/1 | |
| 14412 | U 1 N 26 | | | | | Blue | #4 | #5 & #6 | 6 - 6/1 | |
| 38305 | U 1 N 28 | | | | | Green | #6 | #8 | - | |
| 10672 | U 1 N 21 | | | | | Brown | #8 | #10 | | |
| 14407 | U 1 N 1010 | Yellow | #1 | 1/0 | 1/0 - 6/1 | Yellow | - | 1/0 | 1/0 - 6/1 | |
| 14408 | U 1 N 102 | | | | | Red | #1 | #1 & #2 | 2 - 6/1 | |
| 14409 | U 1 N 104 | | | | | Orange | #2 | #3 & #4 | 4 - 6/1 | |
| 38385 | U 1 N 106 | | | | | Blue | #4 | #5 & #6 | 6 - 6/1 | |
| 10677 | U 1 N 108 | | | | | Green | #6 | #8 | - | |



U-1-B SERIES - UNINSULATED

Sold in standard carton quantities only.

| UPC Number | Catalog Number | Conductor A | | | | Conductor B | | | | Std. Ctn. Qty. |
|------------|----------------|-------------|------|---------|------------|-------------|------|---------|------------|----------------|
| | | Color | Sol. | Str. | ACSR | Color | Sol. | Str. | ACSR | |
| 10659 | U 1 B 88 | Green | #6 | #8 | - | Green | #6 | #8 | - | 500 |
| 10660 | U 1 B 81 | | | | | Brown | #8 | #10 | | |
| 01559 | U 1 B 66 | Blue | #4 | #5 & #6 | 6-6/1 | Blue | #4 | #5 & #6 | 6-6/1 | |
| 01560 | U 1 B 68 | | | | | Green | #6 | #8 | - | |
| 01558 | U 1 B 61 | | | | | Brown | #8 | #10 | | |
| 01555 | U 1 B 44 | Orange | #2 | #3 & #4 | 4-6/1, 7/1 | Orange | #2 | #3 & #4 | 4-6/1, 7/1 | |
| 01556 | U 1 B 46 | | | | | Blue | #4 | #5 & #6 | 6-6/1 | |
| 01557 | U 1 B 48 | | | | | Green | #6 | #8 | - | |
| 01554 | U 1 B 41 | | | | | Brown | #8 | #10 | | |
| 01550 | U 1 B 22 | Red | #1 | #1 & #2 | 2-6/1, 7/1 | Red | #1 | #1 & #2 | 2-6/1, 7/1 | |
| 01551 | U 1 B 24 | | | | | Orange | #2 | #3 & #4 | 4-6/1, 7/1 | |
| 01552 | U 1 B 26 | | | | | Blue | #4 | #5 & #6 | 6 - 6/1 | |
| 01553 | U 1 B 28 | | | | | Green | #6 | #8 | - | |
| 01549 | U 1 B 21 | | | | | Brown | #8 | #10 | | |
| 01564 | U 1 B 1010 | Yellow | #1 | 1/0 | 1/0 - 6/1 | Yellow | - | 1/0 | 1/0 - 6/1 | |
| 01562 | U 1 B 102 | | | | | Red | #1 | #1 & #2 | 2 - 6/1 | |
| 01541 | U 1 B 104 | | | | | Orange | #2 | #3 & #4 | 4 - 6/1 | |
| 01542 | U 1 B 106 | | | | | Blue | #4 | #5 & #6 | 6 - 6/1 | |
| 01563 | U 1 B 108 | | | | | Green | #6 | #8 | - | |



Aluminum Insulated Service Entrance Compression Splices - 5/8 Die Series

Prefilled with oxide inhibitor



U SERIES FOR COMPACT CONDUCTORS - LONGER LENGTH

Sold in standard carton quantities only.

| UPC Number | Catalog Number | Conductor A | | | | Conductor B | | | | | Std. Ctn. Qty. |
|------------|----------------|-------------|------|--------|-------|-------------|------|--------|------|-------|----------------|
| | | Color | Str. | Compt. | Comp. | Color | Str. | Compt. | Sol. | Comp. | |
| 61426 | U 61 BBR | Blue | #6 | #6 | #6 | Brown | #10 | - | #8 | - | 500 |
| 61427 | U 68 BG | | | | | Green | #8 | #8 | - | #8 | |
| 61428 | U 66 BB | | | | | Blue | #6 | #6 | - | #6 | |
| 61429 | U 41 OBR | Orange | #4 | #4 | #4 | Brown | #10 | - | #8 | - | |
| 61430 | U 48 OG | | | | | Green | #8 | #8 | - | #8 | |
| 61431 | U 46 OB | | | | | Blue | #6 | #6 | - | #6 | |
| 61432 | U 44 OO | | | | | Orange | #4 | #4 | - | #4 | |
| 61433 | U 21 RBR | Red | #2 | #2 | #2 | Brown | #10 | - | #8 | - | |
| 61434 | U 28 RG | | | | | Green | #8 | #8 | - | #8 | |
| 61435 | U 26 RB | | | | | Blue | #6 | #6 | - | #6 | |
| 61436 | U 24 RO | | | | | Orange | #4 | #4 | - | #4 | |
| 61437 | U 22 RR | | | | | Red | #2 | #2 | - | #2 | |
| 61438 | U 101 YBR | Yellow | 1/0 | 1/0 | 1/0 | Brown | #10 | - | #8 | - | |
| 61439 | U 108 YG | | | | | Green | #8 | #8 | - | #8 | |
| 61440 | U 106 YB | | | | | Blue | #6 | #6 | - | #6 | |
| 61441 | U 104 YO | | | | | Orange | #4 | #4 | - | #4 | |
| 61442 | U 102 YR | | | | | Red | #2 | #2 | - | #2 | |
| 61443 | U 1010 YY | | | | | Yellow | 1/0 | 1/0 | - | 1/0 | |



6

U SERIES - STANDARD LENGTH

Sold in standard carton quantities only.

| UPC Number | Catalog Number | Conductor A | | | | Conductor B | | | | Std. Ctn. Qty. | |
|------------|----------------|-------------|---------|------|------|-------------|------|---------|------|----------------|----|
| | | Color | Sol. | Str. | ACSR | Color | Sol. | Str. | ACSR | | |
| 61444 | UGBR 81 | Green | #6 | #8 | - | Brown | #8 | #10 | - | 500 | |
| 10714 | UGG 88 | | | | | Green | #6 | #8 | | | |
| 61445 | UBBR 61 | Blue | #4 | #6 | #6 | Brown | #8 | #10 | - | | |
| 10713 | UBG 68 | | | | | Green | #6 | #8 | | | |
| 10712 | UBB 66 | | | | | Blue | #4 | #6 | | | #6 |
| 61446 | UOBR 41 | Orange | #2 | #4 | #4 | Brown | #8 | #10 | - | | |
| 10711 | UOG 48 | | | | | Green | #6 | #8 | | | |
| 10710 | UOB 46 | | | | | Blue | #4 | #6 | | | #6 |
| 10709 | UOO 44 | | | | | Orange | #2 | #4 | | | #4 |
| 61447 | URBR 21 | Red | #1 & #2 | #2 | #2 | Brown | #8 | #10 | - | | |
| 10708 | URG 28 | | | | | Green | #6 | #8 | | | |
| 10707 | URB 26 | | | | | Blue | #4 | #6 | | | #6 |
| 10706 | URO 24 | | | | | Orange | #2 | #4 | | | #4 |
| 10705 | URR 22 | | | | | Red | - | #1 & #2 | | | #2 |
| 10704 | UYG 08 | Yellow | 1/0 | 1/0 | 1/0 | Green | #6 | #8 | - | | |
| 10703 | UYB 06 | | | | | Blue | #4 | #6 | | #6 | |
| 10702 | UYO 04 | | | | | Orange | #2 | #4 | | #4 | |
| 10701 | UYR 02 | | | | | Red | - | #1 & #2 | | #2 | |
| 10700 | UYU 00 | | | | | Yellow | - | 1/0 | | 1/0 | |
| | | | | | | | | | | | |



Aluminum Insulated Service Entrance Compression Splices - 840 Die Series

Prefilled with oxide inhibitor



X-1-N SERIES

Sold in standard carton quantities only.

| UPC Number | Catalog Number | Conductor A | | | | Conductor B | | | | Std. Ctn. Qty. |
|------------|----------------|-------------|-------|--------|--------|-------------|---------|---------|--------|----------------|
| | | ACSR | Conc. | Compr. | Compt. | ACSR | Conc. | Compr. | Compt. | |
| 61448 | X 1 N 102 | 1/0 | 1/0 | 1/0 | 2/0 | #2 | #1 | #1 | 1/0 | 100 |
| 14620 | X 1 N 202 | 2/0 | 2/0 | 2/0 | 3/0 | #4 | #3 & #4 | #3 & #4 | - | |
| 21908 | X 1 N 204 | | | | | #2 | #1 | #1 | 1/0 | |
| 14623 | X 1 N 302 | 3/0 | 3/0 | 3/0 | 4/0 | #2 | #1 | #1 | 1/0 | |
| 61449 | X 1 N 304 | | | | | #4 | #3 & #4 | #3 & #4 | - | |
| 61450 | X 1 N 402 | 4/0 | 4/0 | 4/0 | 250 | #2 | #1 | #1 | 1/0 | |
| 14626 | X 1 N 404 | | | | | #4 | #3 & #4 | #3 & #4 | - | |
| 61451 | X 1 N 1010 | 1/0 | 1/0 | 1/0 | 2/0 | 1/0 | 1/0 | 1/0 | 2/0 | |
| 14619 | X 1 N 2010 | 2/0 | 2/0 | 2/0 | 3/0 | | | | | |
| 14621 | X 1 N 2020 | | | | 3/0 | 2/0 | 2/0 | 3/0 | | |
| 14622 | X 1 N 3010 | 3/0 | 3/0 | 3/0 | 4/0 | 1/0 | 1/0 | 1/0 | 2/0 | |
| 61452 | X 1 N 3020 | | | | | 2/0 | 2/0 | 2/0 | 3/0 | |
| 10360 | X 1 N 3030 | | | | | 3/0 | 3/0 | 3/0 | 4/0 | |
| 14624 | X 1 N 4010 | | | | | 1/0 | 1/0 | 1/0 | 2/0 | |
| 14625 | X 1 N 4020 | 4/0 | 4/0 | 4/0 | 250 | 2/0 | 2/0 | 2/0 | 3/0 | |
| 61453 | X 1 N 4030 | | | | | 3/0 | 3/0 | 3/0 | 4/0 | |
| 14433 | X 1 N 4040 | | | | | 4/0 | 4/0 | 4/0 | 250 | |



Aluminum Uninsulated Service Entrance Compression Splices - 840 Die Series

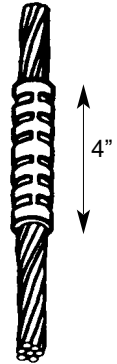
Prefilled with oxide inhibitor



X-1-U SERIES

Sold in standard carton quantities only.

| UPC Number | Catalog Number | Conductor A | | | | Conductor B | | | | Std. Ctn. Qty. | |
|------------|----------------|-------------|------|-----------|---------|--------------|--------|---------|---------|----------------|----|
| | | Color | Sol. | Str. | ACSR | Color | Sol. | Str. | ACSR | | |
| 21904 | X 1 U 44 | Orange | #2 | #3 & #4 | #4 | Orange | #2 | #3 & #4 | #4 | 100 | |
| 21902 | X 1 U 24 | Red | #1 | #1 & #2 | #2 | Orange | #1 | #1 & #2 | #2 | | |
| 14630 | X 1 U 22 | | | | | Red | | | | | |
| 02014 | X 1 U 104 | Yellow | - | 1/0 | 1/0 | Orange | #2 | #3 & #4 | #4 | | |
| 61454 | X 1 U 102 | | | | | Red | | | | | |
| 14434 | X 1 U 1010 | | | | | Yellow | | | | | |
| 02036 | X 1 U 204 | Gray | - | 2/0 | 2/0 | Orange | #2 | #3 & #4 | #4 | | |
| 14628 | X 1 U 202 | | | | | Red | | | | | |
| 14435 | X 1 U 2010 | | | | | Yellow | | | | | |
| 14436 | X 1 U 2020 | | | | | Gray | | | | | |
| 61455 | X 1 U 304 | Black | - | 3/0 | 3/0 | Orange | #2 | #3 & #4 | #4 | | |
| 14437 | X 1 U 302 | | | | | Red | | | | | |
| 14631 | X 1 U 3010 | | | | | Yellow | | | | | |
| 61456 | X 1 U 3020 | | | | | Gray | | | | | |
| 61457 | X 1 U 3030 | | | | | Black | | | | | |
| 61458 | X 1 U 404 | Pink | - | 4/0 | 4/0 | Orange | #2 | #3 & #4 | #4 | | |
| 14439 | X 1 U 402 | | | | | Red | | | | | |
| 14438 | X 1 U 4010 | | | | | Yellow | | | | | |
| 14640 | X 1 U 4020 | | | | | Gray | | | | | |
| 14642 | X 1 U 4030 | | | | | Black | | | | | |
| 14440 | X 1 U 4040 | | | | | Pink | | | | | |
| 61459 | X 1 U 2664 | Yellow | - | 250-266.8 | 266.8 | Orange | #2 | #3 & #4 | #4 | | |
| 61460 | X 1 U 2662 | | | | | Red | | | | | |
| 61461 | X 1 U 26610 | | | | | Yellow | | | | | |
| 61462 | X 1 U 26620 | | | | | Gray | | | | | |
| 61463 | X 1 U 26630 | | | | | Black | | | | | |
| 61464 | X 1 U 26640 | | | | | Pink | | | | | |
| 10361 | X 1 U 266 | | | Yellow | | | | | | | |
| 61465 | X 1 U 3364 | | | - | 300-350 | 336.4 (18/1) | Orange | #2 | #3 & #4 | | #4 |
| 61466 | X 1 U 3362 | | | | | | Red | | | | |
| 61467 | X 1 U 33610 | | | | | | Yellow | | | | |
| 14635 | X 1 U 33620 | | | | | | Gray | | | | |
| 61468 | X 1 U 33630 | | | | | | Black | | | | |
| 14636 | X 1 U 33640 | | | | | | Pink | | | | |
| 02037 | X 1 U 33626 | Yellow | | | | | | | | | |
| 14634 | X 1 U 336 | Yellow | | | | | | | | | |



6



Aluminum Insulation Piercing Splice & Tap Connectors

Shear-head bolt design


BARRACUDA™



File E50999

IPST SERIES

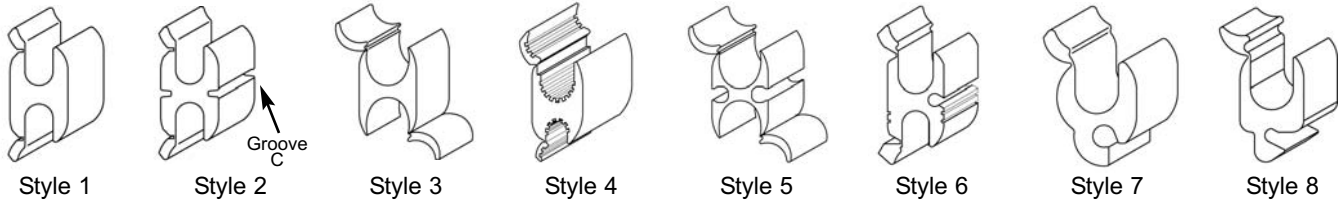
| UPC Number | Catalog Number | Style # | Conductor Range | | Hex Bolt Size | Torque in. lb. | Std. Ctn. Qty. |
|------------|----------------|---------|-----------------|-----------|---------------|----------------|----------------|
| | | | Main | Tap | | | |
| 05144 | IPST 102 * | 1 | 1/0 - 8 | 2 - 10 | 1/2 | 80 | 12 |
| 05145 | IPST 1010 * | | | 1/0 - 8 | | 125 | |
| 05142 | IPST 2001 | | 2/0 - 4 | 10 - 14 | | 80 | |
| 05146 | IPST 402 | | 4/0 - 3 | 2 - 10 | | 125 | |
| 05147 | IPST 4020 * | | 4/0 - 2 | 4/0 - 4 | | 160 | |
| 05148 | IPST 4040 * | | | | | | |
| 05153 | IPST 25040 | | 250 - 1 | | | | |
| 05143 | IPST 75001 | | 750 - 3/0 | 10 - 14 | | 80 | |
| 05149 | IPST 350350 | 2 | 350 - 1/0 | 350 - 1/0 | 5/8 | 330 | 4 |
| 05150 | IPST 50040 | | 500 - 2/0 | 4/0 - 4 | | | |
| 05151 | IPST 500350 | | 500 - 4/0 | 350 - 1/0 | | | |
| 05152 | IPST 750500 | | 750 - 250 | 500 - 250 | | | |



* Not UL listed. Includes blue adapter for use on bare cable.

Aluminum H-Type Compression Connectors

Prefilled with oxide inhibitor



Sold in standard carton quantities only.

| UPC Number | Catalog Number | Style # | Tap Cover | Conductor Range | | | | | | | | Std. Ctn. Qty. | Master Ctn. Qty. | |
|------------|-----------------------|---------|-----------|----------------------|---------------|---------|------------------------|---------------------|-------------------|---------------|------------------------|----------------|------------------|----|
| | | | | Groove A | | | | Groove B | | | | | | |
| | | | | ACSR | Str. | Sol. | Metric mm ² | ACSR | Str. | Sol. | Metric mm ² | | | |
| 14422 | UB 214 | 7 | CO 20 B | #2-#6 | #2-#6 | #1-#6 | 35-10 | - | #8-#14 | #7-#14 | 6-2.5 | 100 | 1000 | |
| 14307 | OB 2014 | 8 | | 2/0-#2 | 2/0-#2 | - | 70-35 | - | | | | | | |
| 14308 | OB 44 | 4 | | #2-#6 | #1-#6 | #2-#6 | 35-10 | #2-#6 | #1-#6 | #2-#6 | 35-10 | 50 | 500 | |
| 14472 | OB 22 ³ | 6 | | #2-#6 | #2-#6 | | | | #2-#6 | #2-#6 | | | | |
| 14304 | OB 101 | 4 | | 1/0-#3 | 2/0-#2 | #2 | 50-25 | #2-#6 | #1-#6 | #2-#6 | | | | |
| 14306 | OB 103 | 1 | | 1/0-#6 | 1/0-#6 | #2-#6 | 50-10 | | | | | | | |
| 14305 | OB 1010 | 1 | | 1/0-#4 | 2/0-#4 | #2 | 50-25 | 1/0-#4 | 2/0 | #2 | 50-25 | | | |
| 14151 | DB 202 | 4 | | CO 40 B | 2/0-#1 | 3/0-1/0 | 70-50 | #2-#6 | #1-#6 | #2-#6 | 35-10 | | | 25 |
| 14512 | DB 2020 | 2 | 2/0-#1 | | | | | 3/0-#1 | - | 70-50 | | | | |
| 14155 | DB 404 | 4 | 4/0-3/0 | | 4/0-3/0 | 120-95 | #2-#6 | #1-#6 | #2-#6 | 35-10 | | | | |
| 14154 | DB 4020 | 1 | | | | | 2/0-#2 | 3/0-#1 | - | 70-35 | | | | |
| 14156 | DB 4040 | 1 | | | | | 4/0-3/0 | 4/0-3/0 | - | 120-95 | | | | |
| 14299 | NB 500 | 3 | CN 600 B | 477(181) 40(61) | 500-4/0 | - | 240-120 | 477(181) 4/0(61) | 500-4/0 | - | 240-120 | 50 | 50 | |
| 14300 | NB 50040 ² | 4 | | 477(181) 40(267) | 556-4/0 | | | 4/0-1/0 | 4/0-1/0 | - | 120-50 | 100 | 100 | |
| 14468 | NB 60020 | 3 | | 556(247) 266(181) | 600-250 | | | 300-150 | 2/0(71) #6(61) | 2/0-6 | 2/0-#6 | 50-10 | 50 | 50 |
| 20325 | ZB 954 | 3 | | - | 1000 266.8 | | | | - | 1000 266.8 | | 500-150 | 2 | 2 |
| 50184 | ZB 95440 ¹ | 5 | - | 795 266.8 | 750 266.8 | | 500-150 | 336.4 4/0 | 350-4/0 | - | 185-120 | 4 | 4 | |
| 14654 | ZB 95410 ¹ | 5 | | 954 | | | | 4/0-1/0 | 4/0-1/0 | | 120-50 | | | |

| Homac's 7 Connector Program | | |
|-----------------------------|----------|---------|
| | Standard | Long |
| 1 | OB 44 | OB 1 |
| 2 | OB 101 | OB 2 |
| 3 | DB 202 | DB 3 |
| 4 | DB 2020 | DB 2020 |
| 5 | DB 404 | DB 5 |
| 6 | DB 4020 | DB 6 |
| 7 | DB 4040 | DB 7 |

6

¹ "C" Groove = 2 (6/1) ACSR, #2-#6 Str., #2-#6 Sol., .316-.162 mm² 35-10, Compressed Conductors = #2-#6 ACSR, #2-#6 Str.
² Compact Conductor Sizes: Groove A: 556-266 ACSR, 556-250 Str. Groove B: 266-2/0 ACSR, 266-3/0 Str.
³ "C" Groove = #8 Str.-#14 Sol., .148-.064 in. dia., 6-2.5 mm²

Please refer to the next page for tap cover information.



H-Type Connector Covers

Fabricated from UV-resistant black polypropylene

| UPC Number | Catalog Number | Dimensions (inches) | | | Std. Ctn. Qty. |
|------------|----------------|---------------------|-------|--------|----------------|
| | | Height | Width | Length | |
| 14138 | CO 20 B | 2 1/4 | 4 1/2 | 1 5/8 | 100 |
| 61469 | CD 40 B | 2 3/8 | 5 5/8 | 1 3/4 | |
| 10924 | CN 600 B | 2 15/16 | 6 7/8 | 2 1/2 | 50 |



Anti-Rotational Hot Line Stirrups

Aluminum connector with tin-plated copper bail

'C' TYPE STIRRUPS

| UPC Number | Catalog Number | Conductor Size | | CU Bail | Std. Ctn. Qty. |
|------------|----------------|----------------|-------------|---------|----------------|
| | | ACSR | Str. | | |
| 14473 | OC 42 | #4 | #4 | 2 | 100 |
| 11807 | OC 22 | #2 | #2 & #1 | | |
| 14309 | OC 102 | #4 - 1/0 | #2 - 1/0 | | |
| 14160 | DC 402 | 3/0 - 4/0 | 3/0 - 4/0 | | |
| 14469 | NC 40010 | 266.8 - 397.5 | 250 - 400 | 1/0 | 50 |
| 61470 | NC 60010 | 336.4 - 556.5 | 397.5 - 600 | | |



| UPC Number | Catalog Number | Conductor Size | | | CU Bail | Std. Ctn. Qty. |
|------------|----------------|----------------|------|------|---------|----------------|
| | | Sol. | Str. | ACSR | | |
| 61471 | QH 6 S | #4 & #6 | #6 | #6 | 2 | 100 |
| 61472 | QH 4 S | #2 | #4 | #4 | | |
| 61473 | SH 2 S | - | #2 | #2 | | |
| 14618 | WH 10 | - | 1/0 | 1/0 | | |



CRANK TYPE STIRRUPS

| UPC Number | Catalog Number | Conductor Size | | CU Bail | Std. Ctn. Qty. |
|------------|----------------|------------------|---------------------|---------|----------------|
| | | ACSR | Str. | | |
| 14477 | OST 42 | #4 | #6 Sol. - #4 | 2 | 25 |
| 01538 | OST 22 | #2 | #4 - #2 | | 50 |
| 14310 | OST 102 | #4 - 1/0 | #2 - 1/0 | | 25 |
| 14167 | DST 402 | 3/0 - 4/0 | 3/0 - 4/0 | | 50 |
| 61474 | DB 404 ST * | | | | |
| 14303 | NST 40010 | 266.8 - 397.5 | 250 (37) - 400 (37) | 1/0 | 25 |
| 14471 | NST 60010 | 336.4 - 556.5 | 477 - 600 | | |
| 14467 | NB 50040 ST * | 4/0 - 477 (18-1) | 4/0 - 500 | | |

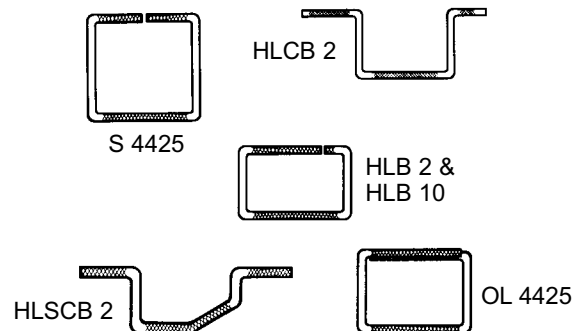


* Designates H-Type connector style

COPPER TIN-PLATED BAILS

| UPC Number | Catalog Number | Conductor Size | Std. Ctn. Qty. |
|------------|----------------|----------------|----------------|
| 61475 | HLB 2 | #2 | 100 |
| 61476 | HLB 10 | 1/0 | 50 |
| 61477 | S 4425* | #2 | 100 |
| 61478 | S 4425-1/0 | 1/0 | 50 |
| 14211 | HLCB 2 | #2 | 100 |
| 61479 | OL 4425 | | |
| 61480 | HLSCB 2 | | |

* Split in center, recommended for H-Type connector applications




Aluminum Semi Tension Neutral Compression Splices - Common Die Series

Prefilled with oxide inhibitor

SNG SERIES

Sold in standard carton quantities only.

| UPC Number | Catalog Number | Conductor A | | Conductor B | | Std. Ctn. Qty. |
|------------|----------------|-------------|------|-------------|------|----------------|
| | | ACSR | Str. | ACSR | Str. | |
| 14400 | SNG 66 | #6 | #6 | #6 | #6 | 200 |
| 14398 | SNG 44 | #4 | #4 | #4 | #4 | |
| 14399 | SNG 46 | | | #6 | #6 | |
| 14396 | SNG 22 | #2 | #2 | #2 | #2 | |
| 14397 | SNG 24 | | | #4 | #4 | |
| 14395 | SNG 00 | 1/0 | 1/0 | 1/0 | 1/0 | |
| 61481 | SNG 02 | | | #2 | #2 | |



Add suffix "TN" to the catalog number for tin-plating. Consult the factory for pricing.

Aluminum Loop Compression Splices

For ACAR, AAAC, ACSR, 5005 and AAC conductor, prefilled with oxide inhibitor

| UPC Number | Catalog Number | Conductor Size |
|------------|-----------------|--------------------------------------|
| 61482 | N 1 R 3 | #6 (6/1) ACSR |
| 61483 | L 1 A 5 | #4 AAC |
| 61484 | N 1 R 5 | #4 (6/1, 7/1) ACSR |
| 61485 | Q 1 A 7 | #2 AAC |
| 61486 | S 1 R 7 | #2 (6/1, 7/1) ACSR |
| 61487 | S 1 A 8 | #1 AAC |
| 61488 | U 1 R 8 | #1 (6/1) ACSR |
| 61489 | Y 1 A 9 | 1/0 (6/1) ACSR, 1/0 AAC |
| 14395 | SNG 00 | 1/0 |
| 61490 | Z 1 A 10 | 2/0 (6/1) ACSR, 2/0 AAC |
| 61491 | Z 1 A 51 | 3/0 AAC |
| 61492 | 866 | 3/0 (6/1) ACSR, 3/0 AAC |
| 14012 | 867 | 4/0 (6/1) ACSR, 4/0 - 250 AAC |
| 61493 | 869 | 266.8 ACSR, 266 - 300 AAC |
| 61494 | H 1 A 33 | 336.4 (18/1) ACSR, 336 - 350 AAC |
| 61495 | 872 | 336.4 ACSR, 336.4 - 350 AAC |
| 61496 | 874 | 397.5 ACSR, 397.5 - 477 ACC |
| 50425 | 876 | 477 ACSR, 500 - 556.6 AAC |
| 61497 | 879 | 556.5 ACSR, 600 - 700 AAC |
| 61498 | 883 | 605 - 666.6 ACSR, 715.5 - 800 AAC |
| 61499 | 892 | 715.5 - 874.5 ACSR, 874.5 - 1000 AAC |
| 61500 | 897 | 900 - 1113 ACSR |



6

* For ACAR and 5005 conductor, select the diameter equivalent to ACSR.

Aluminum Full Tension Compression Splices

Prefilled with oxide inhibitor

FOR ALL ALUMINUM CONDUCTORS

| UPC Number | Catalog Number | Conductor Size (Str.) |
|------------|-----------------|-----------------------|
| 14398 | SNG 44 | #4 |
| 20330 | Q 2 A 7 | #2 |
| 61501 | U 2 A 9 | 1/0 |
| 61502 | W 2 A 20 | 2/0 |
| 61503 | Z 2 A 10 | |
| 61504 | Z 2 A 51 | 3/0 |
| 61505 | 2169 | |
| 61506 | 2170 | 4/0 - 250 |
| 61507 | 2174 | 366 - 300 |
| 14005 | 2176 | 336.4 - 350 |
| 61508 | 2178 | 397.5 - 400 |
| 61509 | 2182 | 450 - 477 |
| 75820 | 2183 | 556.5 |
| 61510 | 2186 | 636 |
| 61511 | 2187 | 750 - 795 |
| 61512 | 2188 | 795 |
| 61513 | 2190 | 874.5 - 1000 |


For wire sizes over 1000 kcmil, please consult the factory.



FOR ACSR & ALUMINUM ALLOY CONDUCTORS

| UPC Number | Catalog Number | Conductor Size |
|------------|----------------|-------------------------------------|
| 14094 | BS 66 | #6 AAC, #6 (6/1) ACSR |
| 61514 | BS 46 | #4 AAC, #4 (6/1) ACSR, #4 AAAC |
| 61515 | BS 467 | #4 AAC, #4 (6/1, 7/1) ACSR, #4 AAAC |
| 61516 | GS 467 | #4 AAC, #4 (6/1) ACSR |
| 61518 | DS 26 | #2 AAC, #2 (6/1) ACSR |
| 14166 | DS 267 | #2 AAC, #2 (6/1, 7/1) ACSR, #2 AAAC |
| 61519 | WS 10 | 1/0 AAC, 1/0 (6/1) ACSR, 1/0 AAAC |
| 14474 | RS 10 | 1/0 AAC, 1/0 (6/1) ACSR, 1/0 AAAC |
| 61520 | MS 20 | 2/0 AAC, 2/0 (6/1) ACSR, 2/0 AAAC |
| 61521 | 16100 | 3/0 AAC, 3/0 (6/1) ACSR, 3/0 AAAC |
| 61522 | 16101 | 4/0 AAC, 4/0 (6/1) ACSR, 4/0 AAAC |
| 61524 | 16104 | 336.4 (18/1) ACSR |
| 61525 | 16106 | 397.5 (18/1) ACSR |
| 61526 | 16477 | 477 (18/1) ACSR |

For wire sizes over 1000 kcmil, please consult the factory.



Aluminum Multi-Range Dieless Compression Splices

Prefilled with oxide inhibitor

SGAC SERIES - MINIMUM TENSION

| UPC Number | Catalog Number | Conductor Range |
|------------|------------------|--|
| 10440 | SGAC 1/0 | #10 Sol. - 1/0 ACSR |
| 14395 | SNG 00 | |
| 14377 | SGAC 3/0 | #8 Sol. - 3/0 Str. |
| 10441 | SGAC 250 | #4 Sol. - 266.8 kcmil - 4/0 ACSR |
| 61527 | SGAC 350 | 2/0 Str. - 350 kcmil - 336.4 (18/1) |
| 14378 | SGAC 500 | 4/0 Str. - 500 kcmil - 477 (18/1) |
| 61528 | SGAC 8650 | 350 kcmil-636 (36/1)-400 kcmil CU max. |
| 61529 | SGAC 8800 | 397.5 kcmil-795 (36/1)-500 kcmil CU max. |



Add suffix "TN" to the catalog number for tin-plating. Consult the factory for pricing.

SKAC SERIES - PARTIAL TENSION

| UPC Number | Catalog Number | Conductor Range |
|------------|-----------------|-------------------------------|
| 61530 | SKAC 2 | |
| 14382 | SKAC 2/0 | #2 Str. - 2/0 ACSR |
| 61531 | SKAC 4/0 | 1/0 Str. - 4/0 ACSR |
| 61532 | SKAC 400 | |
| 14383 | SKAC 500 | 4/0 Str. - 477 (18/1) ACSR |
| 61533 | SKAC 600 | 300 kcmil - 477 (26/7) ACSR |
| 61534 | SAKC 700 | 556.5 kcmil - 636 (36/1) ACSR |
| 61535 | SKAC 800 | 700 kcmil - 795 (36/1) ACSR |

Add suffix "TN" to the catalog number for tin-plating. Consult the factory for pricing.

AAC SERIES - FULL TENSION

| UPC Number | Catalog Number | Conductor Range |
|------------|-------------------|-------------------------------------|
| 61536 | U 2 A 9 | #4 Str. - 1/0 Str. |
| 61537 | AAC 4/0 FT | 1/0 Str. - 4/0 Str. |
| 61538 | AAC 350 FT | 4/0 Str. - 350 kcmil - 336.4 (18/1) |
| 61539 | AAC 500 FT | 336.4 Str. - 500 kcmil |

Add suffix "TN" to the catalog number for tin-plating. Consult the factory for pricing.

ACSR SERIES - FULL TENSION

| UPC Number | Catalog Number | Conductor Range |
|------------|----------------------|--|
| 61540 | ACSR 2 FT | #4 Str. - #2 Str. AL, #4 (6/1) - #2 (7/1) ACSR, #6 Sol. - #4 Sol. CU, #6 Str. - #2 Str. CU |
| 61541 | ACSR 1/0 FT | #2 Str. - 1/0 (6/1) ACSR |
| 61542 | ACSR 2/0 FT | #2 Str. - 2/0 Str. AL, #2 (6/1) - 2/0 (6/1) ACSR, #2 Str. - 1/0 Str. CU |
| 61543 | ACSR 4/0 FT | 1/0 Str. - 4/0 Str. AL, 1/0 (6/1) - 4/0 (6/1) ACSR, 1/0 Str. - 3/0 Str. CU |
| 14042 | ACSR 397.5 FT | 4/0 - 397.5 Str. AL, 4/0 (6/1) - 397.5 (18/1) ACSR, 3/0 Str. - 4/0 Str. CU |

Add suffix "TN" to the catalog number for tin-plating. Consult the factory for pricing.

6



Copper Loop Compression Splices

For installation on copper conductor

| UPC Number | Catalog Number | Conductor Size |
|------------|----------------|-----------------------|
| 61544 | J 1 C 1 | #8 Sol. & Str. |
| 61545 | J 1 C 3 | #6 Sol. & Str. |
| 61546 | L 1 C 5 | #4 Sol. & Str. |
| 61547 | Q 1 C 7 | #2 Sol. & #2 (7) Str. |
| 61548 | S 1 C 7 | #2 (3) Str. |
| 61549 | S 1 C 51 | #1 Sol. |
| 61550 | S 1 C 8 | #1 (7-19) Str. |
| 61551 | S 1 C 52 | 1/0 Sol. |
| 61552 | U 1 C 9 | 1/0 (7-19) Str. |
| 61553 | 39023 | 2/0 (7-19) Str. |
| 61554 | 39026 | 3/0 (7-19) Str. |
| 61555 | 39029 | 4/0 (7-19) Str. |



Copper Full Tension Compression Splices


For installation on copper conductor

FOR SOLID & STRANDED COPPER CONDUCTOR

| UPC Number | Catalog Number | Conductor Size |
|------------|----------------|-----------------|
| 61556 | J 2 C 1 | #8 Sol. & Str. |
| 14453 | J 2 C 3 | #6 Sol. & Str. |
| 14475 | L 2 C 4 | #4 Sol. |
| 61557 | L 2 C 5 | #4 Str. |
| 13800 | Q 2 C 6 | #2 Sol. |
| 61558 | Q 2 C 7 | #2 (7) Str. |
| 61559 | S 2 C 7 | #2 (3) Str. |
| 61560 | S 2 C 52 | 1/0 Sol. |
| 10900 | U 2 C 9 | 1/0 (7-19) Str. |
| 61561 | Z 2 C 1 | 2/0 (7-19) Str. |
| 61562 | 2723 | |
| 61563 | 2726 | 3/0 (7-19) Str. |
| 14007 | 2729 | 4/0 (7-19) Str. |

FOR COPPERWELD CONDUCTOR

| UPC Number | Catalog Number | Conductor Size |
|------------|----------------|----------------|
| 61564 | L 2 E 1 | #8A |
| 61565 | L 2 E 3 | #6A |



6

CFT SERIES

| UPC Number | Catalog Number | Conductor Size |
|------------|----------------|----------------|
| 61566 | CFT 8 S J | #8 Sol. |
| 22000 | CFT 6 S J | #6 Sol. |
| 61567 | CFT 4 S P | #4 Sol. |
| 22002 | CFT 2 S X | #2 Sol. |
| 61568 | CFT 8 J | #8 (7) Str. |
| 61569 | CFT 6 J | #6 (7) Str. |
| 61570 | CFT 4 P | #4 (7) Str. |
| 61571 | CFT 2 X | |

Add suffix "TN" to the catalog number for tin-plating. Consult the factory for pricing.



Flood-Seal® Insulated Compression Pin Terminals

Aluminum body, tin-plated copper pin, prefilled with oxide inhibitor, complete with insulating cover. Metal sealant protects pin/body from moisture intrusion.



RU/RG/RX SERIES

| UPC Number | Catalog Number | Conductor Size | | Std. Ctn. Qty. |
|------------|-------------------|----------------|--------------|----------------|
| | | AL Str. | ACSR | |
| 61572 | RU 5 U 4 | #4 | #4 | 100 |
| 14338 | RU 5 U 2 | #2 | #2 | |
| 14506 | RU 5 U 10 | 1/0 | 1/0 | 50 |
| 61573 | RG 5 U 10 | | | |
| 14503 | RG 5 U 20 | 2/0 | 2/0 | |
| 14508 | RX 5 U 30 | 3/0 | 3/0 | 25 |
| 14510 | RX 5 U 40 | 4/0 | 4/0 | |
| 14509 | RX 5 U 336 | 300 - 350 | 336.4 (18/1) | |

Consult the factory for additional pin lengths and offset pin styles.



FLOOD-SEAL® INSULATING COVERS ONLY

| UPC Number | Catalog Number | Conductor Size | | Std. Ctn. Qty. |
|------------|----------------|----------------|-------------|----------------|
| | | AL Str. | ACSR | |
| 61574 | RU 5 | #4 - 1/0 | #4 - 1/0 | 100 |
| 61575 | RG 5 | 1/0 - 2/0 | 1/0 - 2/0 | |
| 14340 | RX 5 | 3/0 - 336.4 | 3/0 - 336.4 | |

Aluminum Compression Pin Terminals

Aluminum body, tin-plated copper pin, prefilled with oxide inhibitor. Metal sealant protects pin/body from moisture intrusion.

Q5U/U5U/X5U SERIES

| UPC Number | Catalog Number | Conductor Size | | | Std. Ctn. Qty. |
|------------|------------------|----------------|-------------|-------|----------------|
| | | AL Sol. | AL Str. | ACSR | |
| 61576 | Q 5 U 8 | #6 | #8 | - | 500 |
| 61577 | Q 5 U 6 | #4 | #6 & #5 | #6 | |
| 14495 | Q 5 U 4 | #2 | #4 & #3 | #4 | |
| 61578 | Q 5 U 2 | #1 | #2 & #1 | #2 | |
| 61579 | U 5 U 8 | #6 | #8 | - | |
| 14421 | U 5 U 6 | #4 | #6 & #5 | #6 | |
| 14420 | U 5 U 4 | #2 | #4 & #3 | #4 | |
| 14418 | U 5 U 2 | #1 | #2 & #1 | #2 | |
| 14416 | U 5 U 10 | - | 1/0 | 1/0 | |
| 14645 | X 5 U 10 | 2/0 | | | 175 |
| 14441 | X 5 U 20 | 3/0 | 2/0 | 2/0 | |
| 14647 | X 5 U 30 | 4/0 | 3/0 | 3/0 | |
| 14444 | X 5 U 40 | - | 4/0 | 4/0 | |
| 14443 | X 5 U 266 | - | 250 - 266.7 | 266.8 | |



Consult the factory for additional pin lengths and offset pin styles.

PT SERIES

| UPC Number | Catalog Number | Conductor Size | | Std. Ctn. Qty. |
|------------|-----------------|----------------------------|-------------|----------------|
| | | ACSR | AL Str. | |
| 35062 | PTB 300 | 226.8 (18/1) | 266.8 & 300 | 100 |
| 14481 | PTB 350 | 300 (18/1), 336.4 (18/1) | 336.4 & 350 | |
| 61580 | PTB 400 | 336.4 (26/7), 397.5 (18/1) | 397.7 & 400 | |
| 61581 | PTM 500 | 397.5 (30/7), 477 (18/1) | 447 & 500 | |
| 61582 | PTM 556 | 477 (18/1), 556 (18/1) | 500 & 556 | |
| 60063 | PTL 636 | 556.5 (26/7), 637 (30/7) | 600 & 636 | |
| 00925 | PTL 750 | 536 (24/7), 636 (26/7) | 700 & 750 | |
| 41384 | PTL 800 | 715 (18/1), 795 (18/1) | 795 & 800 | |
| 20315 | PTL 1000 | 795 (30/19), 900 (54/7) | 954 & 1000 | |



Consult the factory for additional pin lengths and offset pin styles.

Aluminum Compression Pin Terminals

Aluminum body, tin-plated copper pin, prefilled with oxide inhibitor. Metal sealant protects pin/body from moisture intrusion.

SAPT SERIES

| UPC Number | Catalog Number | Conductor Size | | | Std. Ctn. Qty. |
|------------|----------------|----------------|------------------------------|------|----------------|
| | | AL Sol. | AL Str. | ACSR | |
| 61583 | SAPT 6-24 | - | #6 | #6 | 25 |
| 61584 | SAPT 4-26 | | #4 | - | |
| 61585 | SAPT 2-24 | | #2 | #2 | |
| 61586 | SAPT 2-26 | 1/0 | | - | |
| 61587 | SAPT 2-12 | - | #2 - #1 | - | |
| 61588 | SAPT 1/0-26 | | - | | |
| 61589 | SAPT 1/0-106 | | 1/0 | 1/0 | |
| 61590 | SAPT 1/0-10 | | - | - | |
| 61591 | SAPT 1/0-12 | | | | |
| 61592 | SAPT 1/0-236 | | | | |
| 61593 | SAPT 2/0-106 | | | | |
| 61594 | SAPT 3/0-106 | | | | |
| 61595 | SAPT 4/0-106 | | | | |
| 61596 | SAPT 4/0-406 | | | | |
| 61597 | SAPT 350-6 | 336.4 - 350 | 226.8 (26/7) 336.4 (18/1) | | |



Consult the factory for additional pin lengths and offset pin styles.

Shrouded Compression Pin Terminals - Common Die Series

Aluminum body, tin-plated copper pin, prefilled with oxide inhibitor. Metal sealant protects pin/body from moisture intrusion.

PTS SERIES

| UPC Number | Catalog Number | Conductor Size | | CU Pin | Std. Ctn. Qty. |
|------------|-----------------|----------------|--------------------------|--------|----------------|
| | | AL Str. | ACSR | | |
| 61598 | PTSG 6 | #6 | #6 | .204 | 50 |
| 61599 | PTSG 4 | #4 | #4 | | |
| 14326 | PTSG 21 | #2 & #1 | #2 & #1 | .258 | |
| 14324 | PTSG 1/0 | 1/0 | 1/0 | | |
| 61600 | PTSK 1/0 | | | | |
| 14329 | PTSK 2/0 | 2/0 | 2/0 | .324 | 25 |
| 61601 | PTSK 3/0 | 3/0 | 3/0 | | |
| 14330 | PTSK 4/0 | 4/0 | 4/0 | .364 | |
| 61602 | PTSB 350 | 336.4 - 350 | 266.6-26/7 366.4-18/1 | | .460 |
| 61603 | PTSL 636 | 600 - 636 | 556.5-26/7 636-36/1 | .562 | 10 |



Cutaway view

Consult the factory for additional pin lengths and offset pin styles.

Bi-Metallic Compression Pin Terminals

Aluminum body, tin-plated stranded copper pin, prefilled with oxide inhibitor, complete with insulating cover



File E50999

BMS SERIES

| UPC Number | Catalog Number | Conductor Size | CU Pin | Std. Ctn. Qty. |
|------------|------------------|----------------|--------|----------------|
| 00840 | BMS 6 C | #6 | #8 | 100 |
| 00842 | BMS 4 C | #4 | #6 | |
| 14268 | BMS 2 C | #2 & #1 | #4 | |
| 00843 | BMS 1 C | #1 | #3 | |
| 14266 | BMS 1/0 C | 1/0 | #2 | 50 |
| 14267 | BMS 2/0 C | 2/0 | #1 | |
| 00852 | BMS 3/0 C | 3/0 | 1/0 | |
| 14269 | BMS 4/0 C | 4/0 | 2/0 | |
| 00856 | BMS 250 C | 250 | 3/0 | |
| 00858 | BMS 300 C | 300 | 4/0 | |
| 14093 | BMS 350 C | 350 | | |
| 00862 | BMS 400 C | 400 | 250 | |
| 00864 | BMS 500 C | 500 | 350 | |
| 00866 | BMS 600 C | 600 | | |
| 00868 | BMS 750 C | 700 - 750 | 250 | 25 |




To order without the insulating cover, delete suffix "C" from the catalog number.

Aluminum Overhead Transformer Eyebolt Multi-Tap Set Screw Connectors

Dual-rated uninsulated aluminum bar with copper pin

ABP SERIES

| UPC Number | Catalog Number | Conductor Range | # Outlets | Pin Size | Std. Ctn. Qty. | |
|------------|----------------|-----------------|-----------|----------|----------------|-------------|
| 05015 | ABP 240 | #6 - 250 | 2 | 1/2 x 4 | 25 | |
| 05018 | ABP 340 | | 3 | | | |
| 21920 | ABP 440 | | 4 | | | |
| 05022 | ABP 540 | | 5 | | | |
| 05024 | ABP 640 | | 6 | | | |
| 61604 | ABP 740 | | 7 | | | |
| 05026 | ABP 840 | | 8 | | | |
| 05014 | ABP 2350 | | #12 - 350 | | | 2 |
| 05017 | ABP 3350 | 3 | | | | |
| 21922 | ABP 4350 | 4 | | | | |
| 61605 | ABP 5350 | 5 | | | | |
| 05023 | ABP 6350 | 6 | | | | |
| 61606 | ABP 7350 | 7 | | | | |
| 61607 | ABP 8350 | 8 | | | | |
| 05016 | ABP 2500 | #6 - 500 | | 2 | | 3/4 x 4 1/2 |
| 05019 | ABP 3500 | | 3 | | | |
| 21918 | ABP 4500 | | 4 | | | |
| 61608 | ABP 5500 | | 5 | | | |
| 61609 | ABP 6500 | | 6 | | | |
| 61610 | ABP 7500 | | 7 | | | |
| 61611 | ABP 8500 | | 8 | | | |
| 61612 | ABP 2750 | | 1/0 - 750 | 2 | | |
| 61613 | ABP 3750 | 3 | | | | |
| 61614 | ABP 4750 | 4 | | | | |
| 61615 | ABP 5750 | 5 | | | | |
| 61616 | ABP 6750 | 6 | | | | |
| 61617 | ABP 7750 | 7 | | | | |
| 61618 | ABP 8750 | 8 | | | | |



6

Consult the factory for special pin lengths, and insulating boots.

ABP 3168

| UPC Number | Catalog Number | Conductor Range | # Outlets | Pin Size | Std. Ctn. Qty. |
|------------|----------------|-----------------|-----------|-------------|----------------|
| 61982 | ABP 3168 | #6 - 250 | 4 | 4 1/2 x 1/2 | 25 |



Aluminum Flood-Seal® Overhead Transformer Eyebolt Multi-Tap Set Screw Connectors

Dual-rated rubber insulated aluminum bar with copper pin



RABP SERIES

| UPC Number | Catalog Number | Conductor Range | # Useable Outlets | Exposed Pin Size | Std. Ctn. Qty. |
|------------|----------------|-----------------|-------------------|------------------|----------------|
| 35109 | RABP 4350 | #12 - 350 | 4 | 1/2 x 2 | 10 |
| 35110 | RABP 5350 | | 5 | | |
| 61619 | RABP 6350 | | 6 | | |



Copper Tin-Plated Overhead Transformer Eyebolt Adapters

CEA SERIES

| UPC Number | Catalog Number | Figure Number | Pin Diameter | Exposed Pin Length | Std. Ctn. Qty. |
|------------|----------------|---------------|--------------|--------------------|----------------|
| 61620 | CEA 2-50 | 1 | 1/2 | 2 5/8 | 50 |
| 14120 | CEA 4-50 | 2 | | 2 1/4 | 25 |
| 00800 | CEA 4-75 | 3 | 3/4 | 2 3/4 | 10 |
| 61621 | CEA 6-50 | | 1/2 | 2 1/4 | |
| 61622 | CEA 6-75 | | 3/4 | 2 3/4 | |
| 61623 | CEA 6-100 | 1 | | | |

All bolt holes are 9/16" spaced on 1 3/4" center.



Fig. 1



Fig. 2



Fig. 3

TPH SERIES

| UPC Number | Catalog Number | # Mount Holes | Std. Ctn. Qty. |
|------------|----------------|---------------|----------------|
| 61624 | TPH 2 N | 2 | 25 |
| 61625 | TPH 4 N | 4 | 10 |

Consult the factory for other configurations.



TPH 4 N shown

Aluminum Full Tension Transmission Connectors

Homac offers a complete line of overhead full tension transmission splices and dead-ends for ACSR and ACSS conductor. Please consult the factory for complete information and pricing.





Overhead Wedge Connectors


PowerTap® Wedges
PowerTap® Stirrups
PowerTap® Terminal Lugs
BolTap® Wedges
BolTap® Stirrups

TRADE PRICE SCHEDULE

Effective February 1, 2005

PowerTap® Wedges

Fire-on aluminum wedge connectors



| UPC Number | Catalog Number | AMP Part Number | Conductor Combinations | Std.Ctn. Qty. | UPC Number | Catalog Number | AMP Part Number | Conductor Combinations | Std.Ctn. Qty. |
|--|----------------|-----------------|-------------------------|---|---|----------------|---------------------|--------------------------|---------------|
| Small Taps - Use Shell # PT-WHITE | | | | | 336 - 477 - 556 Taps - Use Shell # PT-YELLOW | | | | |
| 61626 | PT 1010 | 602283 | 1/0 - 2 | 100 | 02002 | PT 33601 | 602007 | 336.4 - 336.4 | 100 |
| 61627 | PT 1011 | 602283-1 | 2 - 2, 1/0 - 4 | | 61940 | PT 33602 | 602008 | 336.4 - 266.8 | |
| 61628 | PT 1012 | 602283-2 | 2 - 4, 1/0 - 6 | | 61941 | PT 33603 | 602004 | 336.4 - 4/0 | |
| 61629 | PT 1013 | 602283-3 | 4 - 4, 2 - 6 | | 61942 | PT 33604 | 602003 | 336.4 - 3/0 | |
| 61630 | PT 1014 | 602283-4 | 6 - 6, 4 - 6 | | 61943 | PT 33605 | 602002 | 336.4 - 2/0 | |
| 61631 | PT 1015 | 602283-5 | 8 - 8 | | 61944 | PT 33606 | 602001 | 336.4 - 1/0 | |
| Medium Taps - Use Shell # PT-BLUE | | | | | 61945 | PT 33607 | 602000 | 336.4 - 2 | |
| 10804 | PT 4001 | 600403 | 1/0-1/0, 2/0-2, 1/0-2 | 100 | 61946 | PT 33608 | 602013 | 336.4 - 4 | |
| 61635 | PT 4002 | 600411 | 2/0-2/0, 3/0-1/0, 4/0-2 | | 61947 | PT 33609 | 602014 | 336.4 - 6 | |
| 61636 | PT 4003 | 600446 | 3/0 - 6, 2/0 - 6 | | 61948 | PT 47701 | 602031-8 | 477 - 2 or 3 | |
| 61637 | PT 4004 | 600447 | 2/0 - 4, 3/0 - 4 | | 61949 | PT 47702 | 602031-9 | 477 - 4 or 5 | |
| 10805 | PT 4005 | 600448 | 2/0 - 1/0, 3/0 - 2 | | 61950 | PT 47703 | 1-602031-0 | 477 - 6 | |
| 61638 | PT 4006 | 600455 | 4/0 - 4 | | 02019 | PT 55601 | 1-602031-2 | 556.5-477 or 556.5 | |
| 61639 | PT 4007 | 600456 | 4/0 - 4 | | 02004 | PT 55602 | 1-602031-3 | 477-477 556.5-336.4 | |
| 61640 | PT 4008 | 600458 | 3/0 - 2/0, 4/0 - 1/0 | | 02003 | PT 55603 | 1-602031-4 | 477-336.4 556.5-266.8 | |
| 02015 | PT 4009 | 600459 | 3/0 - 3/0, 4/0 - 2/0 | | 02020 | PT 55604 | 1-602031-5 | 477-266.8 556.4-30 or 40 | |
| 61641 | PT 4010 | 600465 | 4/0 - 3/0 | | 61951 | PT 55605 | 1-602031-6 | 477-4/0 556.5-2/0 | |
| 61642 | PT 4011 | 600466 | 4/0 - 4/0 | 02005 | PT 55606 | 1-602031-7 | 477 - 3/0 556.5 - 1 | | |
| 266 Taps - Use Shell # PT-BLUE | | | | | 61952 | PT 55607 | 1-602031-8 | 477 - 2/0 556.5 - 1 | |
| 61643 | PT 26601 | 602046-1 | 266.8 - 6 | 02021 | PT 55608 | 1-602031-9 | 477 - 1/0 556.5 - 2 | | |
| 61644 | PT 26602 | 602046-2 | 266.8 - 4 | 61953 | PT 55609 | 2-602031-0 | 556.5 - 2.3 | | |
| 61645 | PT 26603 | 602046-3 | 266.8 - 2 | 61954 | PT 55611 | 2-602031-1 | 556.5 - 4 or 5 | | |
| 61646 | PT 26604 | 602046-4 | 266.8 - 1/0 | 61955 | PT 55612 | 2-602031-2 | 556.5 - 6 | | |
| 61647 | PT 26605 | 602046-5 | 266.8 - 2/0 | 795 kcmil Taps - Use Shell # PT-YELLOW | | | | | |
| 61648 | PT 26606 | 602046-6 | 266.8 - 3/0 | 14317 | PT 79500 | 602121 | 795 - 795 | | |
| 61649 | PT 26607 | 602046-7 | 266.8 - 4/0 | 97010 | PT 79501 | 602121-1 | 795 - 715 | | |
| 61650 | PT 26608 | 6.2046-8 | | 61956 | PT 79502 | 602121-2 | 795 - 636 | | |
| 61651 | PT 26609 | 602046-9 | 266.8 - 266.8 | 61957 | PT 79503 | 602121-3 | 795 - 556.5 | | |
| 350 kcmil Taps - Use Shell # PT-WHITE | | | | | 61958 | PT 79504 | 602121-4 | 795 - 477 | |
| 61652 | PT 35000 | 602380 | 350 - 6 | 61959 | PT 79505 | 602121-5 | 795 - 397.5 | | |
| 61653 | PT 35001 | 602380-1 | 350 - 4 | 14318 | PT 79506 | 602121-6 | 795 - 336.4 | | |
| 61654 | PT 35002 | 602380-2 | 350 - 2 | 61960 | PT 79507 | 602121-7 | 795 - 266.4 | | |
| 61655 | PT 35003 | 602380-3 | 350 - 1/0 | 14319 | PT 79508 | 602121-8 | 795 - 4/0 | | |
| 61656 | PT 35004 | 602380-4 | 350 - 2/0 | 14320 | PT 79509 | 602121-9 | 795 - 3/0 | | |
| 61657 | PT 35005 | 602380-5 | 350 - 3/0 | 61961 | PT 79510 | 1-602121-0 | 795 - 2/0 | | |
| 61658 | PT 35006 | 602380-6 | 350 - 4/0 | 61962 | PT 79511 | 1-602121-1 | 795 - 1/0 | | |
| 61659 | PT 35007 | 602380-7 | 350 - 350 | 14322 | PT 79512 | 1-602121-2 | 795 - 2 | | |
| | | | | | 61963 | PT 79513 | 1-602121-3 | 795 - 4 | |
| | | | | | 61964 | PT 79514 | 1-602121-4 | 795 - 6 | |

Add suffix "K" to the catalog number for a kit containing a wedge and PowerTap® shell.

7




12 Southland Road, Ormond Beach, FL 32174 • Telephone: 386.677.9110
 Fax: 386.673.5497 • E-Mail: sales@homac.com • www.homac.com

TRADE PRICE SCHEDULE

Effective February 1, 2005

PowerTap® Wedges

Fire-on aluminum wedge connectors



| UPC Number | Catalog Number | AMP Part Number | Conductor Combinations | Std.Ctn. Qty. | | UPC Number | Catalog Number | AMP Part Number | Conductor Combinations | Std.Ctn. Qty. | |
|--|------------------|-----------------|------------------------|---------------|--|--|------------------|-----------------|------------------------|---------------|--|
| 1033.5 kcmil Taps - USE SHELL # PT-YELLOW | | | | | | 1192 kcmil Taps - USE SHELL # PT-YELLOW | | | | | |
| 61660 | PT 103300 | 602180 | 1033.5 - 1033.5 | 5 | | 61965 | PT 119200 | 602300 | 1192.5 - 1192.5 | 3 | |
| 61661 | PT 103301 | 602180-1 | 1033.5 - 954 | | | 61966 | PT 119201 | 602300-1 | 1192.5 - 1033.5 | | |
| 61662 | PT 103302 | 602180-2 | 1033.5 - 795 | | | 61967 | PT 119202 | 602300-2 | 1192.5 - 954 | | |
| 61663 | PT 103303 | 602180-3 | 1033.5 - 715.5 | | | 61968 | PT 119203 | 602300-3 | 1192.5 - 795 | | |
| 61664 | PT 103304 | 602180-4 | 1033.5 - 636 | | | 61969 | PT 119204 | 602300-4 | 1192.5 - 715.5 | | |
| 61665 | PT 103305 | 602180-5 | 1033.5 - 556.5 | | | 61970 | PT 119205 | 602300-5 | 1192.5 - 636 | | |
| 61666 | PT 103306 | 602180-6 | 1033.5 - 477 | | | 61971 | PT 119206 | 602300-6 | 1192.5 - 556.5 | | |
| 61667 | PT 103307 | 602180-7 | 1033.5 - 397.5 | | | 61972 | PT 119207 | 602300-7 | 1192.5 - 477 | | |
| 61668 | PT 103308 | 602180-8 | 1033.5 - 336.4 | | | 61973 | PT 119208 | 602300-8 | 1192.5 - 397.5 | | |
| 61669 | PT 103309 | 602180-9 | 1033.5 - 266.8 | | | 61974 | PT 119209 | 602300-9 | 1192.5 - 336.4 | | |
| 61670 | PT 103310 | 1-602180-0 | 1033.5 - 4/0 | | | 61975 | PT 119210 | 1-602300-0 | 1192.5 - 266.8 | | |
| 61671 | PT 103311 | 1-602180-1 | 1033.5 - 3/0 | | | 61976 | PT 119211 | 1-602300-1 | 1192.5 - 4/0 | | |
| 61672 | PT 103312 | 1-602180-2 | 1033.5 - 2/0 | | | 61977 | PT 119212 | 1-602300-2 | 1192.5 - 3/0 | | |
| 61673 | PT 103313 | 1-602180-3 | 1033.5 - 1/0 | | | 61978 | PT 119213 | 1-602300-3 | 1192.5 - 2/0 | | |
| 61674 | PT 103314 | 1-602180-4 | 1033.5 - 2 | | | 61979 | PT 119214 | 1-602300-4 | 1192.5 - 1/0 | | |
| 61675 | PT 103315 | 1-602180-5 | 1033.5 - 4 | | | 61980 | PT 119215 | 1-602300-5 | 1192.5 - 2 | | |
| 61676 | PT 103316 | 1-602180-6 | 1033.5 - 6 | | | 61981 | PT 119216 | 1-602300-6 | 1192.5 - 4 | | |
| | | | | | | 61982 | PT 119217 | 1-602300-7 | 1192.5 - 6 | | |


Add suffix "K" to the catalog number for a kit containing a wedge and PowerTap® shell.



12 Southland Road, Ormond Beach, FL 32174 • Telephone: 386.677.9110
 Fax: 386.673.5497 • E-Mail: sales@homac.com • www.homac.com

PowerTap® Stirrups

Fire-on aluminum stirrup connectors



| UPC Number | Catalog Number | Wire Size | Bail Size | Std.Ctn. Qty. |
|----------------------|----------------|--------------|-----------|---------------|
| USE SHELL # PT-BLUE | | | | |
| 61917 | PT 4020 S 2 | #1, 1/0, 2/0 | #2 | 25 |
| 61918 | PT 4005 S 10 | 1/0, 2/0 | 1/0 | |
| 61919 | PT 4004 S 2 | 2/0, 3/0 | #2 | |
| 61920 | PT 4007 S 2 | 3/0, 4/0 | #2 | |
| 61921 | PT 4007 S 10 | 3/0, 4/0 | 1/0 | |
| 61922 | PT 4008 S 20 | 3/0, 4/0 | 2/0 | |
| 61923 | PT 26602 S 2 | 266.8 | #2 | |
| 61924 | PT 26603 S 10 | 266.8 | 1/0 | |
| 61925 | PT 35002 S 10 | 350 AAC | 1/0 | |
| 61926 | PT 35002 S 2 | 350 AAC | #2 | |
| USE SHELL # PT-WHITE | | | | |
| 61927 | PT 1050 S 2 | #6 | #2 | 25 |
| 61928 | PT 1011 S 2 | #5, #4, #2 | #2 | |

| UPC Number | Catalog Number | Wire Size | Bail Size | Std.Ctn. Qty. |
|-----------------------|----------------|------------|-----------|---------------|
| USE SHELL # PT-YELLOW | | | | |
| 61677 | PT 33606 S 10 | 336.4 | 1/0 | 25 |
| 61678 | PT 33605 S 20 | 336.4 | 2/0 | |
| 61679 | PT 33604 S 40 | 336.4 | 4/0 | |
| 61680 | PT 47701 S 10 | 397.4, 477 | 1/0 | |
| 61681 | PT 55607 S 20 | 397.4, 477 | 2/0 | |
| 61682 | PT 55606 S 40 | 397.4, 477 | 4/0 | |
| 61683 | PT 55608 S 10 | 556 | 1/0 | |
| 61684 | PT 55607 S 20 | 556 | 2/0 | |
| 61685 | PT 55605 S 40 | 556 | 4/0 | |
| 61686 | PT 79511 S 40 | 636 | 4/0 | |
| 61687 | PT 79512 S 20 | 636 | 2/0 | |
| 61688 | PT 79511 S 20 | 795 | 2/0 | |
| 61689 | PT 79509 S 40 | 795 | 4/0 | |
| 61690 | PT 103312 S 40 | 1033.5 | 4/0 | |

7

PowerTap® Fire-On Terminal Lugs

| UPC Number | Catalog Number | Wire Size | Tap Groove | Spade Type | Std. Ctn. Qty. |
|------------|----------------|---------------------------------|------------|---------------|----------------|
| 61691 | PT 2 N 4/0 | #2 thru #6, 1/0 thru 4/0, 266.8 | 4/0 Str. | 2 Hole Paddle | 10 |
| 61692 | PT 2 N 336 | 336.4, 397.5, 477, 556.5 | 336.4 Str. | | |
| 61693 | PT 2 N 795 | 636, 795, 954, 1033.5 | 795 Str. | | |
| 61694 | PT 4 N 4/0 | #2 thru #6, 1/0 thru 4/0, 266.8 | 4/0 Str. | 4 Hole Paddle | |
| 61695 | PT 4 N 336 | 336.4, 397.5, 477, 556.5 | 336.4 Str. | | |
| 61696 | PT 4 N 795 | 636, 795, 954, 1033.5 | 795 Str. | | |
| 61697 | PT 4 N 336 F | 336.4, 397.5, 477, 556.5 | 336.4 Str. | 4 Hole Flag | |
| 61698 | PT 4 N 795 F | 636, 795, 954, 1033.5 | 795 Str. | | |



BolTap® Wedges

Aluminum wedge connectors



BolTap® stirrups are also available, please consult the factory.



| UPC Number | Catalog Number | Conductor Combinations |
|------------|----------------|---|
| 61699 | A 4025 | 266.8-4 or 6 336-4 or 6 350-4 or 6 |
| 61700 | A 4030 | 266.8-2 or 1/0, 336-6, 4 or 2, 350-2, 397-6 or 4 477-6 500-6 |
| 61701 | A 4035 | 266.8-1/0, 2/0, 3/0 or 4/0, 336-2, 1/0, 2/0 or 3/0 350-1/0 or 2/0 397-4, 2, 1/0 or 2/0 477-6, 4 or 2 500-4 or 2 556-6, 5 or 4 |
| 61702 | A 4040 | 266.8-3/0, 4/0, 250 or 266 336-2/0, 3/0, 4/0 or 250 350-2/0, 3/0, 4/0 or 250 397-1/0, 2/0, 3/0 or 4/0 477-2, 1/0 or 2/0 500-2, 1/0 or 2/0 556-2 or 1/0 |
| 14015 | A 4045 | 266.8-266 or 300 336-4/0, 250, 266 or 300 350-4/0, 266 or 300 397-3/0, 4/0, 250 or 266 477-1/0, 2/0, 3/0 or 4/0 500-2/0, 3/0 or 4/0 566-1/0, 2/0 or 3/0 |
| 61703 | A 4050 | 336-266, 300, 336 or 350 350-336 or 350 397-4/0, 250, 266, 300, 336 or 350 477-3/0, 4/0, 250, 266 or 300 500-4/0, 250, 266 or 300 556-3/0, 4/0, 250 or 266 |
| 61704 | A 4055 | 336-366 or 397 397-336, 350 or 397 477-266, 300, 336 or 350 556-266, 300 or 336 |
| 14016 | A 4060 | 397-397 or 500 477-336, 350, 397, 477 or 500 500-336, 397 or 500 556-336, 350, 397 or 500 |
| 61705 | A 4065 | 477-397, 477 or 556 556-397, 477 or 556 |
| 61706 | A 5035 | 556, 653, or 750-6 |
| 61707 | A 5040 | 556-4 or 2, 605-6 or 4 636-6, 4 or 2, 653-6 or 4, 750-6 |
| 61708 | A 5045 | 556-1/0 or 2/0 605-2, 1/0, 2/0 or 3/0 636-2, 1/0 or 2/0 653-2, 1/0, 2/0 or 3/0 750-1/0 or 2/0 795-6, 4 or 2, 954-6 |

| UPC Number | Catalog Number | Conductor Combinations |
|------------|----------------|---|
| 61929 | A 5050 | 556-3/0 or 4/0 605-3/0 or 4/0 636-1/0, 2/0, 3/0 or 4/0 653-3/0 or 4/0 750-3/0 or 4/0 795-4, 2 1/0 or 2/0 954-4 |
| 61930 | A 5055 | 336-3/0, 4/0, 250, 266 or 300 556-250, 266 or 300 605-4/0 or 250 653-4/0 or 250 750-4/0, 250, 266 or 300 795-1/0, 2/0, 3/0, 4/0 or 250 954-1/0 |
| 61931 | A 5060 | 556-266, 336 or 350 605-266, 300, 336 or 350 636-266, 300, 336 or 350 653-266, 300, 336 or 350 750-266, 336, 350 or 397 795-3/0, 4/0, 250, 266 or 300 954-2/0, 3/0 or 4/0 |
| 61932 | A 5065 | 336-336, 397, 477 or 500 556-336, 397, 477 or 500 605-397, 477 or 500 653-336, 397, 477 or 500 750-397, 477 or 500 795-250, 266, 300, 336 or 350 954-4/0, 250, 266 or 300 |
| 61933 | A 5070 | 556-477, 556, 636 or 750 605-477 or 556 653-477 or 556 750-477, 556 or 750 795-266, 336, 397, 477 or 350 954-266, 336 or 350 |
| 61934 | A 5075 | 556-556 605-556, 605, 636, 653 or 750 636-556, 605, 636, 653 or 750 653-556, 605, 636, 653 or 750 795-397, 477, 500, 636 or 750 954-397, 477 or 500 |
| 61935 | A 5080 | 636-636, 795-477, 556, 605, 636, 653, 750 or 795 954-477, 556, 636 or 750 |
| 61936 | A 5085 | 795-605, 636 or 795 954-605, 636, 653 or 795 |
| 61937 | A 5090 | 795-795, 954-795 or 954 |

Conductor combinations shown are for reference only; consult the factory for verification, or for conductor combinations not shown. Add suffix "SH" to the catalog number for shear-head option; consult the factory for pricing.






Tools

PowerTap® Fire-On Tools & Accessories
Mechanical Crimping Tools
Cable Slicers
Battery Powered Crimping Tools
Hydraulic Tools & Pumps


PowerTap® Fire-On Tools & Accessories

For use with Homac and AMP products



POWERTAP® TOOL

| UPC Number | Catalog Number | Description | Std. Ctn. Qty. |
|------------|----------------|--|----------------|
| 61709 | PT TOOL | 1 Large Head, 1 Small Head, 1 Power Unit | 1 |
| 61710 | PT TOOL S | 1 Small Head, 1 Power Unit | |
| 61711 | PT TOOL L | 1 Large Head, 1 Power Unit | |




POWERTAP® SHELLS

| UPC Number | Catalog Number | Color | Std. Ctn. Qty. |
|------------|----------------|--------|----------------|
| 61712 | PT RED | Red | 25 |
| 61713 | PT WHITE | White | |
| 61714 | PT BLUE | Blue | |
| 61715 | PT YELLOW | Yellow | |



POWERTAP® TAKE-OFF CLIPS

| UPC Number | Catalog Number | For Tap Code | Std. Ctn. Qty. |
|------------|---------------------|--------------|----------------|
| 61716 | PT CLIP, WHITE/BLUE | White & Blue | 1 |
| 61717 | PT CLIP, YELLOW | Yellow | |



POWERTAP® CLEANING TOOL

| UPC Number | Catalog Number | Std. Ctn. Qty. |
|------------|------------------|----------------|
| 61718 | PT CLEANING TOOL | 1 |



POWERTAP® TOOL CLEANING KIT

| UPC Number | Catalog Number | Std. Ctn. Qty. |
|------------|----------------------|----------------|
| 61719 | PT TOOL CLEANING KIT | 1 |

PT TOOL CLEANING KIT consists of:

- (1) powder solvent
- (1) shotgun cleaning rod
- (1) large shotgun bore brush
- (1) large shotgun bore swab
- (1) gun oil
- (1) small shotgun bore brush
- (1) small shotgun bore swab
- (1) small brass brush

POWERTAP® CARRYING CASE

| UPC Number | Catalog Number | Std. Ctn. Qty. |
|------------|------------------|----------------|
| 61720 | PT CARRYING CASE | 1 |



8



UT 3 M Installation Tool

Built in 5/8 die installs compression connectors from #8 to 4/0

| UPC Number | Catalog Number | Std. Ctn. Qty. |
|------------|----------------|----------------|
| 03301 | UT 3 M | 1 |



UT 3 Installation Tool

For 1/2" and 5/8" compression connectors, with removable, reversible die

| UPC Number | Catalog Number | Std. Ctn. Qty. |
|------------|----------------|----------------|
| 03303 | UT 3 | 1 |



AVAILABLE UPPER DIES


| UPC Number | Catalog Number | Description | Std. Ctn. Qty. |
|------------|----------------|---|----------------|
| 03302 | UT 3-4 G | 1/2 and 5/8 gold upper die for ACSR and Str. | 1 |
| 03333 | UT 3-4 R | 1/2 and 5/8 red upper die for compressed and compact Str. | |

CONNECTORS INSTALLED WITH BOTH THE UT 3 M AND UT 3 TOOL



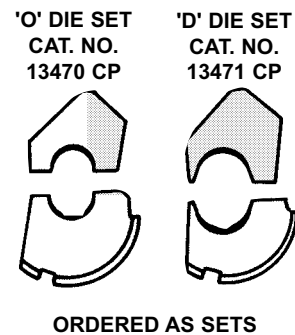
UT 5 W Compression Tool & Accessories

| UPC Number | Catalog Number | Description | Std. Ctn. Qty. |
|------------|----------------|--|----------------|
| 03304 | UT 5 W | Tool | 1 |
| 03305 | UT 5 PB | Protective Boot | |
| 03306 | 13419 | Pair of Replacement Wooden Handles 1 1/2" OD with handle castings | |
| 03307 | 4221-1 | UT 5 W Installing Head | |
| 03308 | 13470 CP | O Die Set | |
| 03309 | 13471 CP | D Die Set | |
| 03310 | H 1 | Upper Die Block | |
| 03311 | H 2 | Upper Die Block | |
| 03312 | H 3 | Lower Die Block | |
| 03313 | H 5 | Upper Die Block | |
| 03314 | H 6 | Upper Die Block | |
| 03315 | H 7 | Lower Die Block | |



INSTALLATION DIES

| Upper Die Catalog Number | Die Grooves | Lower Die Catalog Number | Upper Die Blocks | Lower Die |
|--------------------------|------------------------------|--------------------------|------------------|-----------|
| H 1 | TQ (1/2), TWTY, TD, TU (5/8) | H 3 | | |
| H 2 | TS, TB, TJ, TLTN | | | |
| H 5 | TX (840), TU | H 7 | | |
| H 6 | TM, TR | | | |



HM 250 Mechanical Single Indent Dieless Crimper

Manually operated single-indent compression tool, for copper wire #8 to 250 kcmil, and aluminum wire #8 to 4/0

| UPC Number | Catalog Number | Std. Ctn. Qty. |
|------------|----------------|----------------|
| 04030 | HM 250 | 1 |



Utility Cable Slicers

For use on copper and aluminum cable only. Not to be used on steel or ACSR cable.

| UPC Number | Catalog Number | Description | Maximum Conductor Size | Max. OD inc. Insulation | Overall Length (in.) | Std. Ctn. Qty. |
|------------|----------------|---------------------------|------------------------|-------------------------|----------------------|----------------|
| 03329 | UT 4 C | Cable Slicer - Small | 600 Al - 350 Cu | 1 5/16 | 21 | 1 |
| 03330 | UT 6 C | Cable Slicer - Large | 1000 Al - 500 Cu | 2 | 31 1/2 | |
| 03331 | UT 4 B | Blade assembly for UT 4 C | - | - | - | |
| 03335 | UT 6 B | Blade assembly for UT 6 C | - | - | - | |

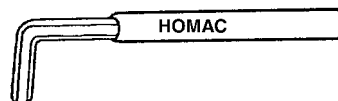
Insulating covers for the area where blades and handles are joined are available. Please consult the factory.



Allen Wrench

PVC dipped handle

| UPC Number | Catalog Number | Hex Size |
|------------|----------------|----------|
| 05130 | WA 516 | 5/16 |
| 05129 | WA 38 | 3/8 |



ROBO*CRIMP® Battery Powered Dieless Crimping Tool Kits

| UPC Number | Catalog Number | Connector Range | Std. Ctn. Qty. |
|------------|----------------|-----------------|----------------|
| 61721 | REC 630 | #10 - 500 | 1 |
| 61722 | REC 750 | #10 - 750 | |

ROBO*CRIMP® is a registered trademark of Huskie Tools.

Both kits include:

- (1) battery powered tool
- (1) carrying strap
- (1) carrying case
- (1) BP-70R batteries
- (1) CH-3TR 15 minute AC charger.



REC 630



REC 750

ROBO*CRIMP® Hand Operated Dieless Crimping Tools

| UPC Number | Catalog Number | Connector Range | Std. Ctn. Qty. |
|------------|----------------|-----------------|----------------|
| 61723 | EP 630 | #10 - 500 | 1 |
| 61724 | EP 750 | #10 - 750 | |

ROBO*CRIMP® is a registered trademark of Huskie Tools.



EP 630



EP 750

UT15 Hydraulic Head & Accessories

Installs full tension connectors for conductors up to 1000 kcmil all aluminum, 350 kcmil hard drawn copper, and 954 kcmil ACSR (max. 7 steel strands).

| UPC Number | Catalog Number | Std. Ctn. Qty. |
|------------|----------------|----------------|
| 03372 | UT 15 | 1 |
| 03373 | UT 15 N | |
| 03354 | 15999 | |




UT 15



UT 15 N

This is the UT 15 Hydraulic Head with an impact-resistant PVC covering designed as added protection against accidental contact with energized conductors.



15999 Carrying Case

This is provided with each UT 15 tool. Additional cases may be ordered.


INSTALLATION DIES

| UPC Number | Catalog Number | Description | Std. Ctn. Qty. |
|------------|----------------|-----------------------------|----------------|
| 03355 | 15 CAP | Small Die Adapter | 1 |
| 03356 | 15 C Series | Large Dies | |
| 03357 | 15 CA Series | Small (Adapter) Dies | |
| 03358 | 15 CA R Series | Small (Adapter) Round Dies | |
| 03359 | 15 C R Series | Large Round Dies | |
| 03360 | 15 CAO | Small Die for O Size H-Taps | |
| 03361 | 15 CAD | Small Die for D Size H-Taps | |
| 03362 | 15 CN | Large Die for N Size H-Taps | |
| 03363 | 15 CZ | Large Die for Z Size H-Taps | |



Hydraulic Pumps & Crimping Head

| UPC Number | Catalog Number | Description | Std. Ctn. Qty. |
|------------|------------------|---|----------------|
| 61725 | HPE 10000 | Remote Control Electric Hydraulic 10,000 PSI Pump | 1 |
| 61726 | HPG 10000 | Gas Powered Hydraulic 10,000 PSI Pump | |
| 61727 | UT 60 | 60 Ton Hydraulic Crimping Head | |



TOOL POLICY

A. Mechanical Tools & Components

1. Warranty

Hand tools are warranted for a period of one year against defects in material and workmanship. The warranty does not apply to tools which have been damaged by misuse or accident.

2. Tool Repair

Only tools which are deemed defective in material and/or workmanship during the one year warranty period will be repaired (or replaced at our option). The customer pays the shipping costs back to Homac. Homac pays the shipping costs back to the customer.

B. Hydraulic Tools & Components

1. Warranty

Hydraulic tools are warranted for a period of one year against defects in material and workmanship. The warranty does not apply to tools which have been damaged by misuse or accident. Specifically excluded are hydraulic heads which have been damaged by operation dies.

2. Tool Repair Program

The following tool repair program will exist for hydraulic tooling.

a. Tools which are deemed defective in material and/or workmanship during the one year warranty periods will be repaired (or replaced at our option). Customer pays the shipping cost to Homac. Homac pays the shipping costs back to the customer.

b. Tools which become inoperative beyond the warranty period will be repaired by Homac at the customer's expense. If in our estimation the cost to repair a tool exceeds 50% of the purchase price or a new tool (at the then-current list price) the customer will be advised and repairs delayed until authorization to proceed is received back from the customer. The customer pays shipping costs both ways.

Homac's sole obligation (and buyer's sole and exclusive remedy) or any breach of warranty under the foregoing warranty shall be to repair or, at Homac's option to replace FOB the original point of delivery and goods which are non-conforming or defective and are so specified by buyer in a written certified mail notice to an officer of Homac within 90 days after receipt of such goods by buyer. Buyer expressly disclaims any and all express or implied warranties other than the warranty of its title to goods and the warranty herein above set forth. Such disclaimer includes with limitation, warranty of fitness for a particular purpose and warranty of merchantable quality.





Aluminum Mechanical Connectors

Lay-In Type Lugs
 One Barrel Lugs
 Two Barrel Lugs
 Three Barrel Lugs
 Four Barrel Lugs
 Panel Board Lugs
 Lugs with Locking Feature
 Neutral Bar Assemblies
 Mechanical Splices/Reducers
 NEMA Lug Tee Taps

Aluminum Lay-In Mechanical Lugs

Dual-rated

EZ KEEPER®

ABK 1350 SERIES

| UPC Number | Catalog Number | Conductor Range | Bolt Size | Std. Ctn. Qty. |
|------------|------------------|-----------------|-----------|----------------|
| 61728 | ABK 1350-375 | #6 - 350 | 3/8 | 50 |
| 61729 | ABK 1350-375 -90 | | | |



ABK 1350-375



ABK 1350-375-90


Aluminum Tin-Plated One Barrel Mechanical Lugs

Dual-rated



A SERIES - ONE HOLE



| UPC Number | Catalog Number | Figure Number | Conductor Range | Bolt Size | Std. Ctn. Qty. |
|------------|----------------|---------------|-----------------------------|-----------|----------------|
| 88838 | A 35 † | 1 | #6 - #14 | 1/4 | 100 |
| 88774 | A 90 † | | #2 - #14 | | |
| 88715 | A 125 † | | 1/0 - #14 | | |
| 17749 | A 150 † | | 2/0 - #14 | | |
| 88942 | A 250 | 1 | 250 - #6 | 5/16 | 25 |
| 18741 | A 300 | | 300 - #6 | | |
| 88993 | A 350 | | 350 - #6 | | |
| 89101 | A 500 | 2 | 500 - #6 | 3/8 | 3 |
| 89144 | A 600 CT | | 600 - #4 or 250 - 1/0 | | |
| 89126 | A 600 | 1 | 600 - #4 | 5/8 | |
| 89320 | A 800 | | 800 - 350 | | |
| 61730 | A 800 S | 3 | 800 - 3/0 CU / 800 - 250 AL | 5/8 | |
| 89558 | A 1000 | 1 | 1000 - 500 | | |
| 61731 | A 1000 S * | 3 | 1000 - 500 | | |



† Slotted screw.
* Not UL listed.

A-N SERIES - TWO HOLE




| UPC Number | Catalog Number | Figure Number | Conductor Range | Bolt Size | Std. Ctn. Qty. |
|------------|----------------|---------------|-----------------|-----------|----------------|
| 88943 | A 350-2 N | 4 | 350 - #6 | 1/2 | 3 |
| 88944 | A 600-2 N | | 600 - #4 | | |
| 88945 | A 800-2 N | 5 | 800 - 350 | | |
| 88946 | A 1000-2 N | | 1000 - 500 | | |



"N" suffix on the catalog number indicates NEMA bolt hole spacing of 1 3/4".

ASG SERIES - TWO HOLE SWITCHGEAR TYPE

| UPC Number | Catalog Number | Figure Number | Conductor Range | Bolt Size | Std. Ctn. Qty. |
|------------|----------------|---------------|-----------------|-----------|----------------|
| 61732 | ASG 2 † | 6 | #2 - #8 | 3/8 | 3 |
| 61733 | ASG 2/0 *† | | 2/0 - #8 | | |
| 61734 | ASG 250 † | 7 | 250 - 350 | 1/2 | |
| 88947 | ASG 350 † | 8 | 350 - 4/0 | | |
| 88948 | ASG 500 † | | 500 - 400 | | |
| 61735 | ASG 800 † | 9 | 800 - 350 | | |



* Not UL listed.
† Not CSA listed.




Aluminum Tin-Plated Two Barrel Mechanical Lugs

Dual-rated

UL
File E50999 File LR 35607

AD SERIES - ONE HOLE


| UPC Number | Catalog Number | Figure Number | Conductor Range | Bolt Size | Std. Ctn. Qty. |
|------------|----------------|---------------|-----------------|-----------|----------------|
| 00066 | AD 125 | 1 | 1/0 - #14 | 1/4 | 12 |
| 00074 | AD 150 † | | 2/0 - #14 | | |
| 00330 | AD 250 | 2 | 250 - #6 | 3/8 | 6 |
| 00381 | AD 350 | | 350 - #6 | 1/2 | |
| 00568 | AD 600 | | 600 - #4 | | 5/8 |
| 00680 | AD 800 | | 800 - 350 | | |
| 00699 | AD 1000 *† | | 1000 - 350 | | |



* Not UL listed.
† Not CSA listed..

AD-N SERIES - TWO HOLE

| UPC Number | Catalog Number | Figure Number | Conductor Range | Bolt Size | Std. Ctn. Qty. |
|------------|----------------|---------------|-----------------|-----------|----------------|
| 00382 | AD 350-2 N | 3 | 350 - #6 | 1/2 | 6 |
| 00383 | AD 600-2 N | | 600 - #4 | | 3 |
| 00384 | AD 800-2 N *† | 4 | 800 - 350 | | |



"N" suffix on the catalog number indicates NEMA bolt hole spacing of 1 3/4".
* Not UL listed.
† Not CSA listed.

Aluminum Tin-Plated Three & Four Barrel Mechanical Lugs

Dual-rated

AT 3 N SERIES - THREE BARREL TWO HOLE

| UPC Number | Catalog Number | Figure Number | Conductor Range | Bolt Size | Std. Ctn. Qty. |
|------------|-----------------|---------------|-----------------|-----------|----------------|
| 61736 | AT 3 A 2-3/0 | 1 | 3/0 - #6 | 1/2 | 3 |
| 88952 | AT 3 A 2-3/0 N | | | | |
| 88953 | AT 3 A 2-250 N | | | | |
| 61737 | AT 3 A 2-350 | | 350 - #6 | | |
| 88954 | AT 3 A 2-350 N | | | | |
| 61738 | AT 3 A 2-600 | | | | |
| 88955 | AT 3 A 2-600 N | 2 | 600 - #2 | 1 | |
| 61739 | AT 3 A 2-800 | | | | |
| 88956 | AT 3 A 2-800 N | | | | |
| 61740 | AT 3 A 2-1000 N | | 1000 - 500 | | |



Fig. 2

"N" suffix on the catalog number indicates NEMA bolt hole spacing of 1 3/4".

AT 3 N SERIES - THREE BARREL FOUR HOLE

| UPC Number | Catalog Number | Figure Number | Conductor Range | Bolt Size | Std. Ctn. Qty. |
|------------|-----------------|---------------|-----------------|-----------|----------------|
| 88957 | AT 3 A 4-250 N | 3 | 250 - #6 | 1/2 | 1 |
| 61741 | AT 3 A 4-350 | | | | |
| 88958 | AT 3 A 4-350 N | | | | |
| 61742 | AT 3 A 4-500 | | 3/8 | | |
| 61743 | AT 3 A 4-500 N | | 1/2 | | |
| 61744 | AT 3 A 4-600 | 4 | 600 - #2 | 3/8 | 1 |
| 88959 | AT 3 A 4-600 N | | | | |
| 61745 | AT 3 A 4-800 | 4 | 800 - 350 | 1/2 | 1 |
| 88960 | AT 3 A 4-800 N | | | | |
| 61746 | AT 3 A 4-1000 N | | | | |



Fig. 4

"N" suffix on the catalog number indicates NEMA bolt hole spacing of 1 3/4".

AT 4 N SERIES - FOUR BARREL FOUR HOLE

| UPC Number | Catalog Number | Figure Number | Conductor Range | Bolt Size | Std. Ctn. Qty. |
|------------|----------------|---------------|-----------------|-----------|----------------|
| 88961 | AT 4 A 4-250 N | 5 | 250 - #6 | 1/2 | 1 |
| 88962 | AT 4 A 4-350 N | | 350 - #6 | | |
| 88964 | AT 4 A 4-600 N | | 600 - #2 | | |
| 88963 | AT 4 A 4-800 N | 6 | 800 - 350 | | |



Fig. 6

"N" suffix on the catalog number indicates NEMA bolt hole spacing of 1 3/4".


Aluminum Tin-Plated Mechanical Lugs

Dual-rated



AX & AQ SERIES - FOR PANELBOARD


| UPC Number | Catalog Number | Figure Number | Conductor Range | Bolt Size | Std. Ctn. Qty. | |
|------------|----------------|---------------|-----------------|-----------|----------------|-----------|
| 88956 | AX 2-600 † | 1 | 600 - #2 | 3/8 | 3 | |
| 19525 | AQ 2-600 † | 2 | | | | 750 - 3/0 |
| 19540 | AQ 2-750 † | | 3 | | | |
| 61747 | AQ 2-800 *† | 4 | | | | 750 - 3/0 |
| 18071 | AQ 3-600 | | 5 | | 600 - #2 | |
| 18073 | AQ 3-750 | 6 | | | | 750 - 3/0 |
| 17976 | AQ 4-600 | | 7 | | 600 - #2 | |
| 19535 | AQ 4-750 | 8 | | | | 750 - 3/0 |



* Not UL listed.
† Not CSA listed.

A-L SERIES - WITH LOCKING FEATURE


| UPC Number | Catalog Number | Figure Number | Conductor Range | Bolt Size | Std. Ctn. Qty. |
|------------|-----------------|---------------|----------------------|-----------|----------------|
| 88975 | A 125 L † | 5 | 1/0 - #14 | 3/8 | 3 |
| 88976 | A 150 L † | | 2/0 - #14 | | |
| 88977 | A 300 L 265 V 3 | | 300 - #16 | | |
| 88978 | A 350 L | | 350 - #6 | | |
| 88979 | A 600 CT-L 562 | 6 | 600 - 250 & 250 - #2 | | 1 |
| 88980 | A 600 L 406 | 5 | 600 - #4 | | |
| 88681 | AD 600 L | 7 | | | |



† Not CSA listed.

CLA SERIES - LAY-IN TYPE

| UPC Number | Catalog Number | Conductor Range | Bolt Size | Std. Ctn. Qty. |
|------------|----------------|-----------------|-----------|----------------|
| 88949 | CLA 70-219 | #4 - #14 | #10 | 100 |
| 88950 | CLA 125-270 | 1/0 - #8 | 1/4 | 50 |
| 88951 | CLA 250-330 | 250 - #6 | 5/16 | 25 |



9

Aluminum Tin-Plated Neutral Bar Assemblies

Dual-rated


File E50999

ANA SERIES

| UPC Number | Catalog Number | Conductor Range | | # Circuit Taps | Bolt Size | Std. Ctn. Qty. |
|------------|----------------|-----------------|--------------|----------------|-----------|----------------|
| | | Connector | Circuit Taps | | | |
| 88966 | ANA 350-12 | 350 - #6 | #8 - #14 | 12 | 3/16 | 1 |
| 88967 | ANA 350-24 | | | 24 | | |
| 88968 | ANA 350-30 | | | 30 | | |
| 88969 | ANA 350-36 | | | 36 | | |
| 88970 | ANA 350-42 | | | 42 | | |



Aluminum Tin-Plated Splices/Reducers

Dual-rated, with center cable stop

 
File E50999 File LR 35607

BA SERIES


| UPC Number | Catalog Number | Conductor Range | Std. Ctn. Qty. |
|------------|----------------|-----------------|----------------|
| 85700 | BA 70-2 | #2 - #14 | 10 |
| 85702 | BA 100-2 | 1/0 - #14 | |
| 85703 | BA 150-2 † | 2/0 - #14 | |
| 85704 | BA 250-2 † | 250 - #6 | |
| 85705 | BA 300-2 † | 300 - #6 | |



† Not CSA listed.

US SERIES

| UPC Number | Catalog Number | Conductor Range | Std. Ctn. Qty. |
|------------|----------------|-----------------|----------------|
| 88971 | US 350 † | 350 - #6 | 10 |
| 88972 | US 500-2 † | 500 - 2/0 | 3 |
| 88973 | US 750-2 † | 750 - 250 | 1 |
| 88974 | US 1000-2 † | 1000 - 350 | |



† Not CSA listed.

Aluminum NEMA Lug Tee Taps For Cable Buses

ANLTT SERIES

| UPC Number | Catalog Number | Figure Number | AL Conductor Size | Std. Ctn. Qty. |
|------------|-------------------|---------------|-------------------|----------------|
| 61748 | ANLT 750 | 1 | 750 | 3 |
| 61749 | ANLTT 750 | 2 | | |
| 61750 | ANLT 1000 | 1 | 1000 | |
| 61751 | ANLTT 1000 | 2 | | |

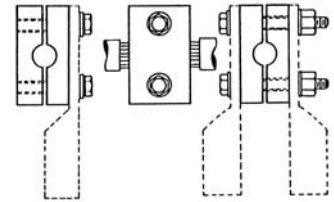



Fig. 1

Fig. 2



Copper Mechanical Connectors

One Barrel Lugs, Straight Tang
 Two Barrel Lugs, Straight Tang
 One Barrel Lugs, Offset Tang
 Two Barrel Lugs, Offset Tang
 Mechanical Splices
 NEMA Lug Tee Taps

Copper Mechanical Lugs


For installation on copper conductor

UL
File E50999

SF
File LR 35607

CS SERIES - ONE BARREL ONE HOLE STRAIGHT TANG

| UPC Number | Catalog Number | Conductor Range | Amp Rating | Bolt Size | Std. Ctn. Qty. |
|------------|----------------|------------------|------------|-----------|----------------|
| 82065 | CS 25 † | #10 - #14 | 25 | 1/8 | 100 |
| 82110 | CS 35 † | #6 - #14 & Comb. | 50 | 3/16 | |
| 80529 | CSA 70 † | #4 - #14 | 70 | 1/4 | |
| 82161 | CS 70 † | #2 - #8 & Comb. | 90 | | |
| 82284 | CS 125 | 1/0 - #2 | 125 | 3/8 | 25 |
| 82348 | CS 175 | 3/0 - #4 | 175 | | |
| 82399 | CS 225 | 4/0 - #2 | 225 | | |
| 82452 | CS 300 | 350 - 1/0 | 300 | 3/8 | 18 |
| 82508 | CS 400 | 500 - 1/0 | 400 | | 3 |
| 82604 | CS 650 | 1000 - 600 | 650 | 1/2 | 1 |



† Slotted screw.

Add suffix "TN" to the catalog number for tin-plating. Consult the factory for pricing.

CX SERIES - ONE BARREL ONE HOLE STRAIGHT FIXED TANG

| UPC Number | Catalog Number | Conductor Range | Amp Rating | Bolt Size | Std. Ctn. Qty. |
|------------|----------------|------------------|------------|-----------|----------------|
| 95771 | CX 35 † | #6 - #14 | 50 | 3/16 | 100 |
| 95755 | CX 70 † | #4 - #14 & Comb. | 70 | 1/4 | |
| 95739 | CX 125 † | 1/0 - #4 & Comb. | 125 | | 5/16 |
| 95923 | CX 225 | 4/0 - #2 | 225 | | |
| 96037 | CX 400 | 500 - 4/0 | 400 | 3/8 | 3 |



† Slotted screw.

Add suffix "TN" to the catalog number for tin-plating. Consult the factory for pricing.

CD SERIES - ONE BARREL TWO HOLE STRAIGHT TANG

| UPC Number | Catalog Number | Conductor Range | Amp Rating | Bolt Size | Std. Ctn. Qty. |
|------------|----------------|------------------|------------|-----------|----------------|
| 96040 | CD 35 † | #6 - #14 & Comb. | 50 | 3/16 | 50 |
| 96041 | CD 70 † | #2 - #8 & Comb. | 90 | 1/4 | |
| 96042 | CD 125 | 1/0 - #2 | 125 | | 5/16 |
| 96043 | CD 225 | 4/0 - #2 | 225 | | |
| 96044 | CD 300 | 350 - 1/0 | 300 | 3/8 | 6 |
| 96045 | CD 400 | 500 - 1/0 | 400 | | 3 |
| 96046 | CD 650 | 1000 - 600 | 650 | 1/2 | 1 |



† Slotted screw.

Add suffix "TN" to the catalog number for tin-plating. Consult the factory for pricing.

10

Copper Mechanical Lugs

For installation on copper conductor



ML SERIES - ONE BARREL ONE HOLE

| UPC Number | Catalog Number | Conductor Range | Bolt Size | Std. Ctn. Qty. |
|------------|-----------------|-----------------|-----------|----------------|
| 03000 | ML 8 † | #8 - #14 | 3/16 | 100 |
| 03001 | ML 4 † | #4 - #14 | 1/4 | |
| 03002 | ML 1/0 * | 1/0 - #8 | 5/16 | 50 |
| 03030 | ML 250 * | 250 - #6 | 3/8 | 25 |



† Slotted screw
* 1/4" hex

CP-2 SERIES - ONE BARREL TWO HOLE STRAIGHT TANG *

| UPC Number | Catalog Number | Conductor Range | Amp Rating | Bolt Size |
|------------|-------------------|-----------------|------------|-----------|
| 61754 | CP 125-2 † | #14 - 1/0 | 125 | 7/8 |
| 61755 | CP 250-2 | #6 - 250 | 250 | 1 |
| 61756 | CP 600-2 | 1/0 - 600 | 450 | 1 1/16 |



† Slotted screw.
Add suffix "TN" to the catalog number for tin-plating. Consult the factory for pricing.
* Not CSA listed.

Copper Mechanical Lugs

For installation on copper conductor

UL
File E50999 File LR 35607

CB SERIES - ONE BARREL ONE HOLE OFFSET TANG

| UPC Number | Catalog Number | Conductor Range | Amp Rating | Bolt Size | Std. Ctn. Qty. |
|------------|----------------|------------------|------------|-----------|----------------|
| 82882 | CB 25 † | #10 - #14 | 25 | 1/8 | 100 |
| 82946 | CB 35 † | #6 - #14 & Comb. | 50 | 3/16 | |
| 82947 | CBA 70 † | #4 - #14 | 70 | 1/4 | |
| 82997 | CB 70 † | #2 - #8 & Comb. | 90 | | |
| 83614 | CB 125 | 1/0 - #2 | 125 | 3/8 | 50 |
| 83279 | CB 175 | 3/0 - #4 | 175 | | 25 |
| 83375 | CB 225 | 4/0 - #2 | 225 | 5/16 | 18 |
| 83471 | CB 300 | 350 - 1/0 | 300 | 3/8 | |
| 83594 | CB 400 | 500 - 1/0 | 400 | 1/2 | 3 |
| 88703 | CB 650 | 1000 - 600 | 650 | | 1 |



† Slotted screw

CO SERIES - ONE BARREL TWO HOLE OFFSET TANG

| UPC Number | Catalog Number | Conductor Range | Amp Rating | Bolt Size | Std. Ctn. Qty. |
|------------|----------------|------------------|------------|-----------|----------------|
| 23807 | CO 35 † | #6 - #14 & Comb. | 50 | 3/16 | 50 |
| 24025 | CO 70 † | #2 - #8 & Comb. | 90 | 1/4 | |
| 24252 | CO 125 | 1/0 - #2 | 125 | | 5/16 |
| 24826 | CO 225 | 4/0 - #2 | 225 | 3/8 | 18 |
| 25124 | CO 300 | 350 - 1/0 | 300 | | 6 |
| 25335 | CO 400 | 500 - 1/0 | 400 | 1/2 | 3 |
| 25722 | CO 650 | 1000 - 600 | 650 | | 1 |



† Slotted screw

DC SERIES - TWO BARREL ONE HOLE OFFSET TANG *

| UPC Number | Catalog Number | Conductor Range | Amp Rating | Bolt Size | Std. Ctn. Qty. |
|------------|----------------|-----------------|------------|-----------|----------------|
| 82950 | DC 450 | 4/0 - #6 | 450 | 3/8 | 6 |
| 82951 | DC 600 | 350 - 1/0 | 600 | | |
| 82952 | DC 800 | 500 - 1/0 | 800 | 1/2 | 3 |



* Not CSA Listed.

10

Copper Mechanical Splices

For installation on copper conductor

CBS SERIES

| UPC Number | Catalog Number | Conductor Range | Std. Ctn. Qty. |
|------------|----------------|-----------------|----------------|
| 96050 | CBS 2 | #12 - #2 Str. | 400 |
| 96051 | CBS 2/0 | #4 - 2/0 Str. | 200 |
| 96052 | CBS 4/0 | #2 - 4/0 Str. | 100 |



Copper NEMA Lug Tee Taps For Cable Buses

NLTT SERIES

| UPC Number | Catalog Number | Figure Number | CU Conductor Size | Std. Ctn. Qty. |
|------------|----------------|---------------|-------------------|----------------|
| 61757 | NLTT 4/0 | 1 | 4/0 | 3 |
| 61758 | NLTT 350 | 2 | 350 | |
| 61759 | NLT 500 | 1 | 500 | |
| 61760 | NLTT 500 | 2 | | |
| 61761 | NLT 750 | 1 | 750 | |
| 61762 | NLTT 750 | 2 | | |
| 61763 | NLT 1000 | 1 | 1000 | |
| 61764 | NLTT 1000 | 2 | | |
| 61765 | NLTT 1500 | 2 | 1500 | |

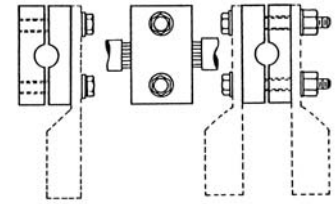
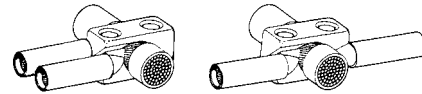


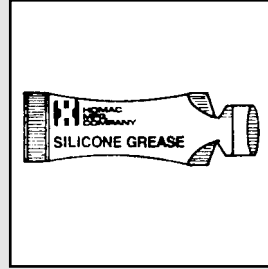
Fig. 1

Fig. 2

NLTT SERIES - TIN-PLATED

| UPC Number | Catalog Number | Conductor Size | | Std. Ctn. Qty. |
|------------|----------------|----------------|-----|----------------|
| | | Main | Tap | |
| 61766 | NLTT 6324 | 1000 | 500 | 3 |
| 61767 | NLTT 6050 | 1500 | | |





Oxide Inhibitor, Silicone Grease & Wildlife Protectors

HOM-OX Oxide Inhibitor


| UPC Number | Catalog Number | Description | Std. Ctn. Qty. |
|------------|----------------|---|----------------|
| 61768 | HM 52 | Oxide inhibiting joint compound for full tension splices only. 1/2 pint (volume 8 fl. oz.) | 24 |
| 61769 | HM 53 | Oxide inhibiting compound for non-tension splices or pad to pad applications. 1/2 pint (volume 8 fl. oz.) | |
| 14214 | HM 56 | Oxide inhibiting joint compound for overhead compression, partial tension splices, service entrance and pin terminals. 1/2 pint (volume 8 fl. oz.) | |



For larger container sizes, please consult the factory.

Silicone Grease


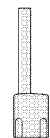



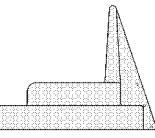
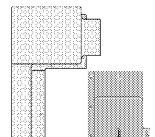
| UPC Number | Catalog Number | Std. Ctn. Qty. | Weight Each |
|------------|----------------|----------------|-------------|
| 61770 | HM 58 | 100 | .5 oz |




Sold in standard carton quantities only.

Wildlife Protectors

Protect wildlife and prevent interrupted service. Precision molded in PVC.

| UPC Number | Catalog Number | View | Std. Ctn. Qty. |
|------------|-----------------|---|----------------|
| 05132 | WL 3-12 |  | 10 |
| 05131 | WL 3.5-16 |  | |
| 61771 | WLP 10 T |  | |
| 61772 | WLP 10 T 18-1.5 |  | |
| 14432 | WLP 11 S |  | 5 |
| 61773 | WLP CSP |  | |
| 61774 | WL 6137 |  | |





Grounding Products

C-Taps
Split Bolts
Two Bolt Connectors
Ground Clamps
Ground Rod Couplings
Ground Girdle System
Pole Butt Grounding Plate
Cast Bronze Ground Connectors
Flexible Braid Jumpers

Copper C-Type Compression Taps

For installation on copper conductor

| UPC Number | Catalog Number | Conductor Range | | Std. Ctn. Qty. |
|------------|----------------|---------------------|---------------------|----------------|
| | | Main | Tap | |
| 11122 | CC 48 | #8 Sol. - #4 Str. | #8 Sol. - #8 Str. | 100 |
| 11375 | CC 46 | #6 Sol. - #4 Str. | #6 Sol. - #6 Str. | |
| 11350 | CC 44 | #6 Sol. - #4 Str. | #4 Sol. - #4 Str. | |
| 11225 | CC 24 | #2 Sol. - #2 Str. | #8 Sol. - #4 Str. | |
| 11150 | CC 22 | | #2 Sol. - #2 Str. | |
| 11117 | CC 202 | 1/0 Sol. - 2/0 Str. | #8 Sol. - #2 Str. | |
| 11119 | CC 2020 | | 1/0 Sol. - 2/0 Str. | |
| 11118 | CC 402 | 3/0 Sol. - 4/0 Str. | #6 Sol. - #2 Str. | 50 |
| 11120 | CC 4020 | | 1/0 Sol. - 2/0 Str. | |
| 11630 | CC 4040 | | 3/0 Sol. - 4/0 Str. | |



Split Bolts



E SERIES - STANDARD COPPER TYPE FOR 2-WIRE (CU/CU)

| UPC Number | Catalog Number | Conductor Range | | Std. Ctn. Qty. |
|------------|----------------|--------------------------------|-------------------------|----------------|
| | | Equal Main & Tap (Min. - Max.) | Min. Tap with Max. Main | |
| 01125 | E 8 | #10 Str./Sol. - #8 Str. | 16 Str. | 100 |
| 01150 | E 6 | #8 Str./Sol. - #6 Str. | | |
| 01200 | E 4 | #8 Str./Sol. - #4 Str. | 14 Str. | |
| 01201 | E 3 | #6 Str./Sol. - #2 Str./Sol. | | |
| 01275 | E 2 | #6 Str./Sol. - #2 Str. | | |
| 01310 | E 1/0 | #4 Str./Sol. - 1/0 Str. | | |
| 01328 | E 2/0 | #2 Str./Sol. - 2/0 Str. | | |
| 01202 | E 3/0 | #1 Str./Sol. - 3/0 Str. | 8 Str. | 25 |
| 01380 | E 250 | #1 Str./Sol. - 250 Str. | | |
| 01425 | E 350 | 2/0 Str. - 350 Str. | 1/0 Str. | 1 |
| 01450 | E 500 | 300 Str. - 500 Str. | 2/0 Str. | |
| 01475 | E 750 | 4/0 Str. - 750 Str. | 4/0 Str. | |
| 01500 | E 1000 | 300 Str. - 1000 Str. | | |



E-GP SERIES - GENERAL PURPOSE COPPER TIN-PLATED TYPE WITH SPACER (CU/CU, AL/CU)

| UPC Number | Catalog Number | Conductor Range | | Std. Ctn. Qty. |
|------------|----------------|--------------------------------|-------------------------|----------------|
| | | Equal Main & Tap (Min. - Max.) | Min. Tap with Max. Main | |
| 01125 | E 8 GP | #10 Str./Sol. - #8 Str. | 16 Str. | 100 |
| 01150 | E 6 GP | #8 Str./Sol. - #6 Str. | 14 Str. | |
| 01200 | E 4 GP | #8 Str./Sol. - #4 Str. | 10 Str. | |
| 01201 | E 3 GP | #10 Sol. - #2 Str./Sol. | 10 Sol. | |
| 01275 | E 2 GP | #6 Str./Sol. - #2 Str. | 14 Str. | |
| 01310 | E 1/0 GP | #4 Str./Sol. - 1/0 Str. | 10 Str. | |
| 01328 | E 2/0 GP | #2 Str./Sol. - 2/0 Str. | 8 Str. | 25 |
| 01202 | E 3/0 GP | #1 Str./Sol. - 3/0 Str. | | |
| 01380 | E 250 GP | #1 Str./Sol. - 250 Str. | | 20 |
| 01425 | E 350 GP | 2/0 Str. - 350 Str. | 1/0 Str. | 1 |
| 01450 | E 500 GP | 300 Str. - 500 Str. | 2/0 Str. | |
| 01475 | E 750 GP | 350 Str. - 750 Str. | 4/0 Str. | |
| 01500 | E 1000 GP | 500 Str. - 1000 Str. | | |



Split Bolts



AE SERIES - STANDARD ALUMINUM TYPE FOR 2-WIRE (AL/AL, AL/CU, CU/CU)

| UPC Number | Catalog Number | Conductor Range | | Std. Ctn. Qty. |
|------------|----------------|------------------------------|-------------------------|----------------|
| | | Max. Run to Min. Tap | Max. Run to Min. Tap | |
| 61775 | AE 6 | #6 Str./Sol. - #10 Str./Sol. | #10 Sol. - #10 Sol. | 100 |
| 61776 | AE 4 | #4 Str./Sol. - #10 Str./Sol. | #8 Sol. - #10 Sol. | |
| 61777 | AE 2 | #2 Str./Sol. - #8 Str. | #6 Sol. - #8 Str. | |
| 61778 | AE 1/0 | 1/0 Str. - #8 Str./Sol. | #2 Str./Comp - #8 Sol. | 25 |
| 61779 | AE 2/0 | 2/0 Str./Sol. - #8 Str. | #2 Str./Comp - #8 Str. | |
| 61780 | AE 4/0 | 4/0 Str. - #6 Str. | #2 Str./Comp - #6 Str. | |
| 61781 | AE 350 | 350 Str. - #4 Str. | 1/0 Str./Comp - #4 Str. | 10 |
| 61782 | AE 500 | 500 Str. - #2 Str./Comp | 400 Comp - #2 Str./Comp | |




Copper Two Bolt Connectors

For installation on copper conductor



TBC SERIES


| UPC Number | Catalog Number | Copper Conductors | | Std. Ctn. Qty. |
|------------|----------------|-------------------|------------|----------------|
| | | Run | Tap | |
| 09000 | TBC 350 | 250 - 350 | #10 - 350 | 1 |
| 09001 | TBC 500 | 400 - 500 | #10 - 500 | |
| 09002 | TBC 800 | 400 - 800 | 3/0 - 800 | |
| 61783 | TBC 1000 | 500 - 1000 | 3/0 - 1000 | |



TBC GP SERIES - TIN-PLATED WITH SPACER

| UPC Number | Catalog Number | AL or CU Conductors | | Std. Ctn. Qty. |
|------------|----------------|---------------------|------------|----------------|
| | | Run | Tap | |
| 61784 | TBC 350 GP * | 250 - 350 | #6 - 350 | 1 |
| 61785 | TBC 500 GP * | 400 - 500 | #4 - 500 | |
| 61786 | TBC 800 GP * | 400 - 800 | 4/0 - 800 | |
| 61787 | TBC 1000 GP * | 500 - 1000 | 4/0 - 1000 | |

* UL listed for copper conductor only.



12



Ground Clamps for Water Pipes

UL
File E50999

| UPC Number | Catalog Number | Water Pipe Size (inches) | Max. Size Ground Wire | Std. Ctn. Qty. | |
|--|----------------|--------------------------|-----------------------|----------------|----|
| Heavy Duty Bronze, Serrated Head, Plated Steel Screws | | | | | |
| 11415 | HG 1 | 1/2 - 1 | #2 Str. | 25 | |
| 11416 | HG 2 | 1 1/4 - 2 | | 15 | |
| 11417 | HG 12 | 2 1/2 - 4 | | 6 | |
| 11418 | HG 13 | 4 1/2 - 6 | | 4 | |
| Standard Duty Bronze, Plated Steel Screws | | | | | |
| 11400 | HG O BZ | 1/2 - 1 | #4 Str. | 20 | |
| 11401 | HG 1 BZ | 1/2 - 1 | #2 Str. | | |
| 11402 | HG 2 BZ | 1 1/4 - 2 | | | 10 |
| 11404 | HG 4 BZ | 2 1/2 - 4 | | | 6 |
| 11406 | HG 6 BZ | 4 1/2 - 6 | | | 3 |
| Standard Duty Bronze, Brass Screws | | | | | |
| 11430 | HG 1 S BS | 1/2 - 1 | #2 Str. | 20 | |
| 11431 | HG 2 S BS | 1 1/4 - 2 | | 10 | |
| 11432 | HG 4 S BS | 2 1/2 - 4 | | 6 | |
| Direct Burial Bronze, Silicon Bronze Screws | | | | | |
| 11422 | HG 1 S DB | 1/2 - 1 | #2 Str. | 20 | |
| 11423 | HG 2 S DB | 1 1/4 - 2 | | 10 | |
| Zinc Die-Cast, Plated Steel Screws | | | | | |
| 11410 | HG 1 Z | 1/2 - 1 | #2 - #10 range | 25 | |
| 11411 | HG 1 ZB* | 1/2 - 1 | | 25 | |



*Not UL Listed. Zinc-plated, brass colored.

Ground Clamps for Armored Cable

| UPC Number | Catalog Number | Figure Number | Water Pipe Size (inches) | Max. Size Ground Wire | Std. Ctn. Qty. |
|--|----------------|---------------|--------------------------|-----------------------|----------------|
| Heavy Duty Bronze, Serrated Head, Silicon Bronze Screws | | | | | |
| 11435 | HG 3 BS | 1 | 1/2 - 1 | 4/0 Str. | 20 |
| Heavy Duty Bronze, Serrated Head, Plated Steel Screws | | | | | |
| 11440 | HG 3 | 1 | 1/2 - 1 | 4/0 Str. | 20 |
| 11441 | HG 4 | | 1 1/4 - 2 | | 10 |
| 11442 | HG 15 | | 2 1/2 - 4 | | 6 |
| 11443 | HG 16 | | 4 1/2 - 6 | | 3 |
| Standard Duty Bronze, Plated Steel Screws | | | | | |
| 11463 | HEG 3 | 2 | 1/2 - 1 | #6 Str. | 20 |
| 11464 | HEG 4 | | 1 1/4 - 2 | | 10 |
| 11465 | HEG 15 | | 2 1/2 - 4 | | 6 |
| Standard Duty One-Piece Bronze, Plated Steel Screws | | | | | |
| 11427 | HG 20 AW | 3 | 1/2 - 1 | #4 Str. | 20 |
| 11428 | HG 66 AW | | 1 1/4 - 2 | | 10 |
| Direct Burial One-Piece Bronze, Silicon Bronze Screws | | | | | |
| 11425 | HG 20 DB | 3 | 1/2 - 1 | #4 Str. | 20 |




Fig. 1



Fig. 2



Fig. 3

Ground Clamps for Conduit



File E50999

| UPC Number | Catalog Number | Figure Number | Water Pipe Size (inches) | Max. Size Ground Wire | Conduit Hub Size (inches) | Std. Ctn. Qty. | |
|---|----------------|---------------|--------------------------|-----------------------|---------------------------|----------------|----|
| Heavy Duty Bronze, Serrated Head, Plated Steel Screws | | | | | | | |
| 11450 | HG 5 | 1 | 1/2 - 1 | 2/0 Str. | 1/2 | 15 | |
| 11451 | HG 6 | | 1 1/4 - 2 | | | 10 | |
| 11452 | HG 18 | | 2 1/2 - 4 | | | 6 | |
| 11453 | HG 19 | | 4 1/2 - 6 | | | 3 | |
| 11454 | HG 7 | | 1/2 - 1 | 3/0 Str. | 3/4 | 15 | |
| 11455 | HG 8 | | 1 1/4 - 2 | | | 8 | |
| 11456 | HG 21 | | 2 1/2 - 4 | | | 6 | |
| 11457 | HG 22 | | 4 1/2 - 6 | | 3 | | |
| 11458 | HG 9 | | 1/2 - 1 | | 1 | 12 | |
| 11459 | HG 10 | | 1 1/4 - 2 | | | 8 | |
| 11460 | HG 24 | | 2 1/2 - 4 | | | 6 | |
| 11461 | HG 25 | | 4 1/2 - 6 | 3 | | | |
| Standard Duty Bronze, Plated Steel Screws | | | | | | | |
| 11470 | HEG 5 | | 2 | 1/2 - 1 | #6 Str. | 1/2 | 15 |
| 11471 | HEG 6 | | | 1 1/4 - 2 | | | 10 |
| 11472 | HEG 18 | 2 1/2 - 4 | | 6 | | | |
| 11473 | HEG 7 | 1/2 - 1 | | 2/0 Str. | 3/4 | 15 | |
| 11474 | HEG 8 | 1 1/4 - 2 | | | | 8 | |
| 11475 | HEG 21 | 2 1/2 - 4 | | | | 6 | |
| 11476 | HEG 9 | 1/2 - 1 | | 3/0 Str. | 1 | 12 | |
| 11477 | HEG 10 | 1 1/4 - 2 | | | | 8 | |
| 11478 | HEG 24 | 2 1/2 - 4 | | | | 6 | |
| Standard Duty Bronze, Silicon Bronze Screws * | | | | | | | |
| 11436 | HG 5 EBS | 3 | | 1/2 - 1 | #4 Str. | 1/2 | 15 |
| Standard Duty Bronze with 6 Flexible Copper Strap, Plated Steel Screws | | | | | | | |
| 11490 | HG 90 | 6 | | 1/2 - 1 | #4 Str. | 1/2 | 15 |
| 11491 | HG 75 | | | 1/2 - 1 | #6 Str. | | 12 |
| 11492 | HG 79 | | | 1/2 - 1 | 2/0 Str. | | |
| 11493 | HG 83 | | 1/2 - 1 | 3/0 Str. | | | |
| Swing 360° Conduit Hub * | | | | | | | |
| 11500 | HGHM 50 | 4 | - | #10 Sol. - #4 Str. | 1/2 | 50 | |
| 11501 | HGHM 75 | | - | #10 Sol. - 2/0 Str. | 3/4 | 25 | |
| 11502 | HGHM 100 | | - | #10 Sol. - 3/0 Str. | 1 | 15 | |
| Standard Conduit Hub * | | | | | | | |
| 11495 | HGH 50 | 5 | - | #8 Sol. - #4 Str. | 1/2 | 50 | |
| 11496 | HGH 75 | | - | | 3/4 | 25 | |
| 11497 | HGH 100 | | - | | 1 | 15 | |

*Not UL listed.



Fig. 1



Fig. 2



Fig. 3




Fig. 4



Fig. 5




Fig. 6

12



Ground Rod Couplings

Bronze threaded couplings


File E50999

| UPC Number | Catalog Number | Ground Rod Size (inches) | Std. Ctn. Qty. |
|------------|----------------|--------------------------|----------------|
| 11525 | HGRCP 50 | 1/2 | 20 |
| 11527 | HGRCP 58 | 5/8 | |
| 11528 | HGRCP 34 | 3/4 | |
| 11529 | HGRCP 100 | 1 | 10 |



Clamps for Ground Rods

| UPC Number | Catalog Number | Figure Number | Ground Rod Size (inches) | Max. Size Ground Wire | Std. Ctn. Qty. |
|--|----------------|---------------|--------------------------|-----------------------|----------------|
| Heavy Duty Bronze, Direct Burial | | | | | |
| 11516 | HGRC-50HD | 1 | 1/2 | 1/0 Str. | 25 |
| 11517 | HGRC-58HD | | 5/8 | | 20 |
| 11518 | HGRC-34HD | | 3/4 | | |
| Standard Duty Bronze, Direct Burial | | | | | |
| 11510 | HGRC-38 | 2 | 3/8 | #4 Str. | 50 |
| 11511 | HGRC-50 | | 1/2 | #2 Sol. | 25 |
| 11512 | HGRC-58 | | 5/8 | | |
| 11513 | HGRC-34 | | 3/4 | | 20 |



Ground Girdle System *

Solid copper girdle

| UPC Number | Catalog Number | Dimensions (inches) | | Area (sq. in.) | Gauge | Std. Ctn. Qty. |
|------------|----------------|---------------------|--------|----------------|-------|----------------|
| | | Width | Length | | | |
| 61788 | GG 324 | 3 | 24 | 72 | .060 | 10 |
| 61789 | GG 288 E 3 | 7 1/2 | 38 1/2 | 288 | .060 | 5 |

*Not UL listed.



Pole Butt Grounding Plate *

Solid copper plate, accommodates up to #2 ground wire

| UPC Number | Catalog Number | Width (inches) | Std. Ctn. Qty. |
|------------|----------------|----------------|----------------|
| 14010 | 5575 | 7 1/2 | 100 |

*Not UL listed.

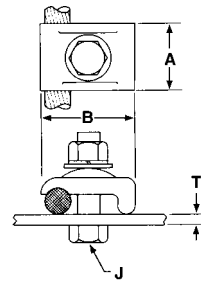


Cast Bronze Ground Connectors for Copper

Bolts supplied for "T" equal 1/4". Specify other "T" if required.

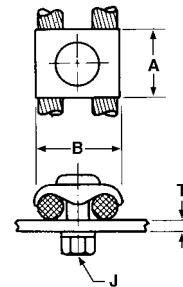
TYPE 2709 T 1 GROUND CONNECTOR CABLE TO FLAT

| UPC Number | Catalog Number | Conductor Range | Dimensions (inches) | | | Std. Ctn. Qty. |
|------------|----------------|-----------------|---------------------|-------|-------|----------------|
| | | | J | A | B | |
| 52801 | 2709 T 1-4 | #8 - #4 | 3/8 | 1 1/4 | 1 1/4 | 1 |
| 52802 | 2709 T 1-2/0 | #4 - 2/0 | | | 1 3/8 | |
| 52803 | 2709 T 1-25 | 2/0 - 250 | 1/2 | 1 1/2 | 1 1/2 | |
| 52804 | 2709 T 1-50 | 300 - 550 | | | 2 7/8 | |
| 52805 | 2709 T 1-75 | 550 - 750 | 1/2 | 1 1/2 | 2 1/8 | |
| 52806 | 2709 T 1-100 | 800 - 1000 | 5/8 | 1 3/4 | 2 2/1 | |



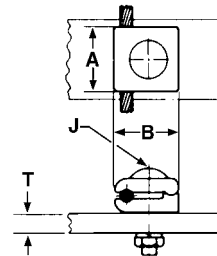
TYPE 2709 T 2 GROUND CONNECTOR (2) CABLES TO FLAT

| UPC Number | Catalog Number | Conductor Range | Dimensions (inches) | | | Std. Ctn. Qty. |
|------------|----------------|-----------------|---------------------|-------|-------|----------------|
| | | | J | A | B | |
| 52810 | 2709 T 2-4 | #8 - #4 | 3/8 | 1 1/2 | 1 1/4 | 1 |
| 52811 | 2709 T 2-2/0 | #4 - 2/0 | | | 1 1/2 | |
| 52812 | 2709 T 2-25 | 2/0 - 250 | | | 2 | |
| 52813 | 2709 T 2-50 | 300 - 550 | 1/2 | 2 | 2 1/2 | |
| 52814 | 2709 T 2-75 | 550 - 750 | | | 2 3/4 | |
| 52815 | 2709 T 2-100 | 800 - 1000 | | | 5/8 | |



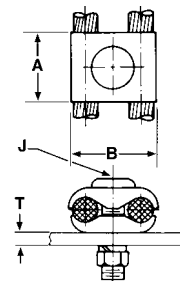
TYPE 2709-1 GROUND CONNECTOR CABLE TO FLAT

| UPC Number | Catalog Number | Conductor Range | Dimensions (inches) | | | Std. Ctn. Qty. |
|------------|----------------|-----------------|---------------------|-------|-------|----------------|
| | | | J | A | B | |
| 52820 | 2709-1-4 | #8 - #4 | 3/8 | 1 1/4 | 1 1/4 | 1 |
| 52821 | 2709-1-2/0 | #4 - 2/0 | | | 1 3/8 | |
| 52822 | 2709-1-25 | 2/0 - 250 | 1/2 | 1 1/2 | 1 1/2 | |
| 52823 | 2709-1-50 | 300 - 550 | | | 1 7/8 | |
| 52824 | 2709-1-75 | 550 - 750 | 1/2 | 1 1/2 | 2 1/8 | |
| 52825 | 2709-1-100 | 800 - 1000 | 5/8 | 1 3/4 | 1 3/4 | |



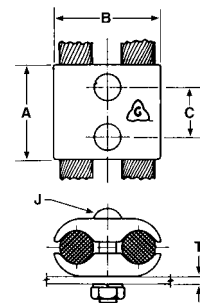
TYPE 2709-2 GROUND CONNECTOR (2) CABLES TO FLAT

| UPC Number | Catalog Number | Conductor Range | Dimensions (inches) | | | Std. Ctn. Qty. |
|------------|----------------|-----------------|---------------------|-------|-------|----------------|
| | | | J | A | B | |
| 52830 | 2709-2-4 | #8 - #4 | 3/8 | 1 1/2 | 1 1/4 | 1 |
| 52831 | 2709-2-2/0 | #4 - 2/0 | | | 1 1/2 | |
| 52832 | 2709-2-25 | 2/0 - 250 | | | 2 | |
| 52833 | 2709-2-50 | 300 - 550 | 1/2 | 2 | 2 1/2 | |
| 52834 | 2709-2-75 | 550 - 750 | | | 2 3/4 | |
| 52835 | 2709- 2-100 | 800 - 1000 | | | 5/8 | |



TYPE 2710-2 GROUND CONNECTOR (2) CABLE TO FLAT

| UPC Number | Catalog Number | Conductor Range | Dimensions (inches) | | | | Std. Ctn. Qty. |
|------------|----------------|-----------------|---------------------|-------|-------|-------|----------------|
| | | | J | A | B | C | |
| 52840 | 2710-2-4 | #8 - #4 | 3/8 | 2 1/4 | 1 1/4 | 1 1/8 | |
| 52841 | 2710-2-2/0 | #4 - 2/0 | | | 1 1/2 | | |
| 52842 | 2710-2-25 | 2/0 - 250 | | | 2 | | |
| 52843 | 2710-2-50 | 300 - 550 | 1/2 | 3 | 2 1/2 | 1 1/2 | |
| 52844 | 2710-2-75 | 550 - 750 | | | 2 3/4 | | |
| 52845 | 2710-2-100 | 800 - 1000 | | | 5/8 | | 3 3/4 |

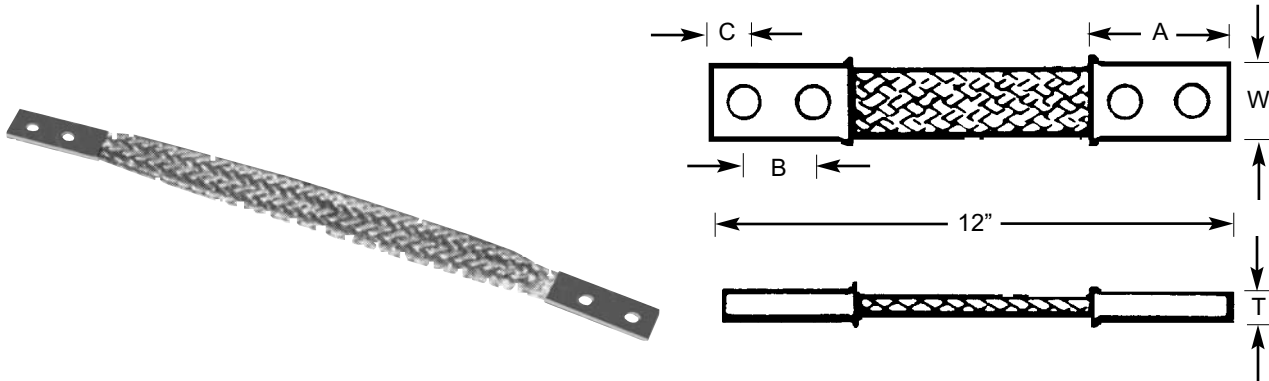


12



Flexible Braid Jumpers

TIn-plated flexible copper braid and high conductivity seamless copper ferrules



| Catalog Number Prefix | Flexible Braid Side View | # of Braids in Ferrule | Total Circular Mils in Braid | Amp Rating (Indoors) | Dimensions | | | | |
|-----------------------|--------------------------|------------------------|------------------------------|----------------------|------------|-------|-----|------|--------|
| | | | | | A | B | C | T | W |
| FB 11-2 | Style FB 1 | 1 | 77,000 | 190 | 3 | 1 3/4 | 5/8 | 1/4 | 1 5/16 |
| FB 12-2 | | 2 | 154,500 | 340 | | | | 1/4 | 1 5/16 |
| FB 13-2 | | 3 | 231,500 | 470 | | | | 1/4 | 1 3/16 |
| FB 14-2 | | 4 | 309,00 | 600 | | | | 5/16 | 1 3/16 |
| FB 21-2 | Style FB 2 | 1 | 154,500 | 330 | | | | 1/4 | 1 1/2 |
| FB 22-2 | | 2 | 309,000 | 530 | | | | 1/4 | 1 5/8 |
| FB 23-2 | | 3 | 463,000 | 700 | | | | 5/16 | 1 5/8 |
| FB 24-2 | | 4 | 617,500 | 850 | | | | 3/8 | 1 5/8 |
| FB 31-2 | Style FB 3 | 1 | 231,500 | 360 | | | | 1/4 | 1 3/16 |
| FB 32-2 | | 2 | 463,000 | 600 | | | | 7/16 | 1 3/16 |
| FB 33-2 | | 3 | 694,500 | 820 | | | | 1/2 | 1 1/2 |
| FB 34-2 | | 4 | 926,000 | 1000 | | | | 5/8 | 1 5/8 |
| FB 41-2 | Style FB 4 | 1 | 309,000 | 415 | | | | 1/4 | 1 1/2 |
| FB 42-2 | | 2 | 617,500 | 700 | | | | 1/2 | 1 1/2 |
| FB 43-2 | | 3 | 926,000 | 960 | | | | 5/8 | 1 5/8 |
| FB 44-2 | | 4 | 1,235,000 | 1200 | | | | 7/8 | 1 5/8 |

| | | | | | | | |
|-------|----------------|-------|----------------|-------|----------------|-------|----------------|
| 10500 | FB 11-2 NR | 10512 | FB 21-2 NR | 10524 | FB 31-2 NR | 10536 | FB 41-2 NR |
| 10501 | FB 11-2 N 18 R | 10513 | FB 21-2 N 18 R | 10525 | FB 31-2 N 18 R | 10537 | FB 41-2 N 18 R |
| 10502 | FB 11-2 N 24 R | 10514 | FB 21-2 N 24 R | 10526 | FB 31-2 N 24 R | 10538 | FB 41-2 N 24 R |
| 10503 | FB 12-2 NR | 10515 | FB 22-2 NR | 10527 | FB 32-2 NR | 10539 | FB 42-2 NR |
| 10504 | FB 12-2 N 18 R | 10516 | FB 22-2 N 18 R | 10528 | FB 32-2 N 18 R | 10540 | FB 42-2 N 18 R |
| 10505 | FB 12-2 N 24 R | 10517 | FB 22-2 N 24 R | 10529 | FB 32-2 N 24 R | 10541 | FB 42-2 N 24 R |
| 10506 | FB 13-2 NR | 10518 | FB 23-2 NR | 10530 | FB 33-2 NR | 10542 | FB 43-2 NR |
| 10507 | FB 13-2 N 18 R | 10519 | FB 23-2 N 18 R | 10531 | FB 33-2 N 18 R | 10543 | FB 43-2 N 18 R |
| 10508 | FB 13-2 N 24 R | 10520 | FB 23-2 N 24 R | 10532 | FB 33-2 N 24 R | 10544 | FB 43-2 N 24 R |
| 10509 | FB 14-2 NR | 10521 | FB 24-2 NR | 10533 | FB 34-2 NR | 10545 | FB 44-2 NR |
| 10510 | FB 14-2 N 18 R | 10522 | FB 24-2 N 18 R | 10534 | FB 34-2 N 18 R | 10546 | FB 44-2 N 18 R |
| 10511 | FB 14-2 N 24 R | 10523 | FB 24-2 N 24 R | 10535 | FB 34-2 N 24 R | 10547 | FB 44-2 N 24 R |

Standard jumpers have an overall length of 12"

TERMS & CONDITIONS OF SALE

PAYMENT TERMS ½% 10 days, net 30 days. Payment terms for special quotes are net 30 days unless stated otherwise on the quotation. Interest will be charged at the rate of 1½% per month on invoices unpaid after 30 days.

FREIGHT TERMS

- A. All shipments will be made F.O.B. shipping point with freight costs being collect, prepaid and added or prepaid and allowed.
- B. Buyer is responsible for filing claims for damage, shortages or losses in shipment with the carrier.
- C. Air shipments are provided upon Buyer request with Buyer responsible for all transportation charges.

PRICES

- A. All prices are subject to change without notice. Orders will be billed at prices in effect at time of shipment, including orders scheduled for shipment at a future date.

EXCEPTIONS

- 1. Back ordered materials on orders received prior to the effective date of a price increase will be billed at prices in effect at time of order for a period of 60 days following the effective date.

- 2. Orders held firm by a HOMAC quotation number for non-cancelable, scheduled or contract orders will be billed at prices in effect at time of order. These prices will be held firm for a period not to exceed six months from the effective date of the price increase. This exception does not apply to general blanket orders that do not contain specific item quantities and firm scheduled ship dates.

- B. Orders will be billed at applicable column prices in accordance with the quantity purchased.
- C. Purchase orders must reference a current quotation number and quoted prices to receive quoted discounts. Failure to include this information will result in orders charged at standard pricing.
- D. Requests to add items to orders in process, in production or in which a shipment has been made will be accepted on terms applicable to the addition only.

MINIMUM ORDER A minimum net charge of \$100.00, plus freight charges, is applicable for any single order.

SALES TAX HOMAC reserves the right to add to the sales price any tax imposed by law on the sale of any product.


DELIVERY Orders not under specific quotation must permit shipment within 30 days from the date of order or at the factory's convenience.



TERMS & CONDITIONS OF SALE *(continued)*

- CLAIMS** Claims for shortages, erroneous charges or price corrections shall be deemed waived unless made in writing to HOMAC within 30 days of invoice.
- DELAY** All quotations and agreements as to shipment or delivery dates and other matters, including estimation of all delivery dates are subject to current and future Federal and State laws, rulings and regulations. HOMAC will not be responsible for any delay in performance due to strikes, labor stoppages, supplier conditions, embargoes, accidents, delays in transportation, shortage of fuel, labor or materials, fires, floods or other acts of God, and all other causes beyond the reasonable control of HOMAC.
- RETURNS** No material may be returned without the Seller's consent. Permission to return goods must be obtained from HOMAC in writing through the local representative.
- WARRANTY** HOMAC's products are warranted to be free from defects in material and workmanship for one (1) year from the date of shipment. As it is impossible to detect all imperfections and to control field application, the Buyer's sole and exclusive remedy for breach of this warranty is expressly limited. HOMAC may, at HOMAC's sole option repair or replace only such goods as prove defective. Under no circumstance will HOMAC be liable for damages, costs or losses beyond the price of the goods. HOMAC shall not be liable for any incidental, direct, indirect or consequential damages caused by breach of the warranty. This warranty applies provided that conditions of operation, installation and application have been as specified and/or recommended by the manufacturer and provided that the product has not been subject to abnormal stresses. This warranty does not cover damage in shipment. Claims for damage in shipment should be made to the carrier in accordance with the Seller's Freight Terms. **THIS WARRANTY IS IN LIEU OF ALL OTHER WARRANTIES, WHETHER EXPRESS, IMPLIED OR ORAL INCLUDING THE IMPLIED WARRANTY OF MERCHANTABILITY AND ANY IMPLIED WARRANTY OF FITNESS FOR A PARTICULAR PURPOSE.**
- PACKAGING & CARTON QUANTITIES** Prices quoted include HOMAC's standard packaging unless otherwise indicated on the quotation. For special packaging, consult the factory. HOMAC reserves the right to round to the standard carton for items shipping to regular ship-to locations for make-to-stock items.
- SPECIAL ORDERS** Make-to-order items are subject to minimum order quantities and are non-cancelable and non-returnable. Orders for special make-to-order items may be shipped and charged within 10% above or below the quantity ordered and may then be considered complete.
- CANCELLATIONS** Buyer may cancel an order prior to shipment but the Buyer is liable for reimbursing the Seller for work performed, including labor and overhead costs and materials used. Special orders and/or make-to-order items may not be cancelled.





12 Southland Road, Ormond Beach, FL 32174, USA

Telephone: 386.677.9110 • Fax: 386.673.5497 • E-mail: sales@homac.com • www.homac.com



Homac Mfg. Company
Ormond Beach, FL



Made in USA